

Sketchbook Edition

Sketchbooks



Our weaversbazaar poll last month sought to understand how important using a sketchbook is for textile artists as they develop their ideas. The results showed that sketchbooks are used by most of you either as an essential or as an occasional design tool. However more than 20% respondents either never used a sketchbook or rarely. There are many reasons why this might be but some do find sketchbooks daunting, especially if there is a perception that you need to be able to draw to use them. Here are some resources that might be worth investigating if you are looking to gain a better understanding of how best to use sketchbooks and to give yourself a broader set of tools for design.

Online courses



[Dionne Swift](#) runs an online course which both Lin and Matty have done. It amounts to about 2 hours work a day over a period of about a week to 10 days. With daily video instruction and lots of support it provides an excellent introduction to how a sketchbook idea can be developed. The next dates are January 2018. In particular this course takes away the pain of being faced with a blank page.



[AccessArt](#) delivers an online course in Developing Sketchbook Skills & Approaches which can be started at any time.




[Sketchbook Development](#) is another online course. The objectives of this course are to encourage an experimental approach to visual art. This should help you to expand the variety of media you use and the range of results you achieve. This course would suit keen beginners, art students, textile designers, artists and craftspeople who have already gained some experience recording from direct, first hand observation or working with a range of different media.



[The Sketchbook Skool](#) offers a range of online 'courses' all around drawing and sketchbooks. Their website says "Our courses go way beyond typical art instruction classes. You'll hang out with the teachers, hear their experiences, learn about their tools, see how they work, and share their personal sketchbooks. With beautiful, high-quality videos filmed right in the teacher's studio, you'll be inspired, instructed, and entertained." The 'courses' seem to start on a rolling basis.



[Sketchbooks: Making Art a Practice](#). In Cat Bennett's 6-week course, "Sketchbooks: Making Art a Practice," sketchbooks are used to explore how to make art practice a vital one. Participants draw and paint in experimental ways, find inspirational images to include in our sketchbooks, look at where they've been and where they might go, and consider how to grow their ideas.



[Sketchbook Club](#), This online course is for all ages and perfect for the holidays. Most modules have suggestions for making it suitable for children. The course consists of four modules. Each module is accompanied by a little film of Jennie guiding you through, giving you clever tips and techniques along the way.



[Sketchbook Explorations](#). The habit of keeping a sketchbook is an important exercise, whether you are deepening your artistic practice or starting a brand new one. In this series, Lisa Congdon

weaversbazaar

dives into her personal practice, sharing techniques that she employs in her own mixed media sketchbook. Best of all, you won't be limited to one medium. Lisa explores ways to incorporate pen, watercolour, collage, brush pens, and more, allowing you to play with techniques that go beyond your comfort zone

Offline courses



[Season's Sketchbook](#). Helen Hallows is a mixed media landscape artist whose work captures the seasons and her connection to nature. This one day workshop is an introduction to creating mixed media sketchbooks as a place to explore and record your creative journey inspired by the season. Dates are flexible so get in touch for details.



[Portfolio Sketchbook](#). Offered by the University of Arts, London and delivered by Central St Martins College, London, this one-week course claims to offer “a stimulating workshop of practical projects designed to trigger your imagination, helping you to develop different ways of seeing and exploring a set of options to develop your visual ideas...”



[City & Guilds Level 2 Certificate in Design & Craft – Creative sketchbooks](#) City & Guilds have this syllabus for a formally assessed distance learning course. The link provided is to one of the institutions that deliver the course: Windsor School of Textile Art, in the UK. The course introduces the student to the relevance of working within a sketchbook to expand, explore and develop ideas, and introduces the skills and knowledge needed to begin the design process for craft. You will assess the ability to use a range of materials and mediums, based on a personal approach. The course is self-paced but is expected to take 12- 18 months to complete with about 6 – 10 hours work a week.

Reading materials and resources



[The Sketchbook Project](#). This is a fascinating initiative. Started back in 2006, The Sketchbook Project is a crowd-sourced library that features 35,965 artists' books contributed by creative people from 135+ countries. Brooklyn Art Library is the physical space where The Sketchbook Project collection is on view to the public. Online you can search the collection and see lots of the sketchbooks contents. There are also Sketchbook Challenges that anyone can take part in.



[Drawing is thinking on a page](#). This is an interesting article from the Victoria & Albert Museum website. It looks at the way artists and designers have used sketchbooks and highlights the importance of developing sketchbook use amongst children as a means to express their creativity.



[Bren Boardman: Sketchbooks and mind mapping for artists](#). From Textileartist.org, this article details a process developed by artist, Bren Boardman, using sketchbooks and mind maps to help students develop an idea through to an original piece of work.



[24 creative sketchbook examples to inspire Art students](#). This article contains a collection of beautiful sketchbook pages to help students. The collection includes sketchbooks completed by students as well as artist sketchbooks. Pages have been selected to demonstrate different sketchbook presentation techniques as well as to indicate the variety of layout styles possible.



Finally, to be totally overwhelmed, ask your local library to get a copy of **Extraordinary Sketchbooks: Inspiring Examples from Artists, Designers, Students and Enthusiasts** – or [indulge yourself with a copy](#). Compiled by Jane Stobart it is an absolute feast of sketchbook activity from 31 different artists.

Weaversbazaar News

New Colours.

Three new colours are now available in Fine (18/2) and these are new stock colours. Pale Turquoise is only available in 8/2 medium yarn whilst stocks last.



0083 Pale Turquoise



0155 Saltire Blue



0138 Cerise 2



0147 Ruby 1

An update on the Cerise range

Although initially we had planned to have the custom dyed **Cerise 10**, **Cerise 9** and **Cerise 8** available only whilst stocks lasted, the colours are so lovely we have now decided to retain them in our stock range indefinitely.

Palette Packs.

With so many new colours being included in the dyed wool range, we have revised and updated our Palette Packs. There are now six Palette Packs in each yarn weight. The Palette Packs cover several sections of the colour wheel or 'pages' of the Colour Tool and all carry the same 8% discount. However, due to stock availability, the number of colours in each Pack and therefore the price of each pack varies. Full details of what is included can be found on our [Palette & Tonal Packs page](#). We hope this gives greater flexibility when looking to purchase a palette of colours. As new colours are added they will be included.

Artist Profile: James Koehler



The American tapestry Alliance [web page in memory to James Koehler](#) (1952 – 2011) states: "James Koehler came to the southwestern U.S. and to the weaving of tapestry by an unusual path. He spent the decade of 1977 to 1987 as a Benedictine monk in northern New Mexico. In the monastery Koehler learned much about solitude, focusing energy and weaving. "Whatever it was that drew me to the rhythms of monastic life, also drew me to the rhythms of the loom and to the rhythms of life as an artist/weaver.'" In the forward to his biography, co-written with Carole Greene ('[Woven Color](#): The Tapestry art of James Koeler') tapestry artist, Sarah Swett, describes seeing one of James' tapestries: "...rectangles of black and white shimmering amidst fields of red and a tapestry that exuded a kind of energy I'd never before experienced." Another leading tapestry artist, Rebecca Mezoff worked in his studio for some years and a [series of her blog posts](#) provide both deep insights into his work and a visual feast of his extraordinary tapestry art.

Coffee Break Moment: Harmony & Surprises



[This is a new 15-minute film](#) by R&A Collaborations which shows master weaver Katharine Swailes of West Dean Tapestry Studio, in conversation with artists Emma Biggs & Matthew Collings, with whom she is developing an interpretation of one of their collaborative paintings. One of the sessions during the tapestry Symposium, at West Dean, on 19th April, was a more in-depth exploration by Swailes, Biggs and Collings, which shed light on how the two artists collaborate and then went on to explore the issues that had arisen from the translation of their work into tapestry.

Calls for Submissions

Artists Info International Art Contest. Deadline 31st May 2017.



This competition is open to all artists. Winners will feature in an exclusive Virtual Art Exhibition seen by over 25,000 art lovers, galleries, publishers and interior designers around the world.

Deadline is 31st May 2017 and winners are announced on 5th June. Up to 3 entry permitted by photographic image. [More here](#).

Holiday Courses

We are listing a few holidays courses this month. We have not been on any of these ourselves but readers may wish to explore them further.

Tapestry Weaving Holiday. No dates confirmed. Greece



Ever thought of going to Greece to learn about tapestry weaving? Well this is your chance!

Lessons are given by the tapestry artist Stathis Katsarelis who has been actively practicing the art since 1981. He is inspired by contemporary movements as well as classical tradition in the art of tapestry and weaving. He has presented his work in group and solo art exhibitions. No actual dates are available yet but details of how to get in touch can be found [here](#).

Weaving the World: Textile and Weaving Tours. February, May & July. Mexico



The Zapotec of Mexico people maintain many of the age-old traditions of the region - the best known of which are spinning, dyeing and weaving using natural dyes gathered from the mountains and executed using hand looms. This organisation offers the opportunity to learn techniques hands-on with local indigenous people whilst experiencing the vibrancy of the astounding city of Oaxaca and the real life of the villages. The promoters maintain this will be an experience you'll never forget! [Full details](#).

Weaving in Turkey with Louise Martin and Jane Brunning. 25th September – 2nd October 2017. Dalyan.



Situated 20 minutes' walk from the centre of Dalyan, it is a peaceful place where you can sit by the pool or meander through the garden and relax in a hammock or tree house. Spaces to work are plentiful and the vegetarian meals, cooked by Turkish ladies, are delicious. This is the second year Jane and Louise have run this course in Turkey. [Full details here](#).

Other courses

The Weaving Rooms, Darlington, UK



The Weaving Rooms were set up by weavers Jane Riley and Becky Sunter. Between them they offer guidance and support in all sorts of textile activities including tapestry weaving. What a great opportunity to widen access to the development of textile skills. [See more here](#) – course details are posted on Facebook as they occur but you can also drop in or join one of the regular groups.

Weaving on a 4 shaft table loom. 24th – 28th July. Cambridgeshire, UK



Anna Crutchley is teaching this course which is suitable for beginners or weavers with previous experience. Beginners will sample a variety of weave structures, experimenting with different colour combinations, yarn qualities and surface textures. Weavers with previous experience are encouraged to discuss their ideas with the tutor in advance. You will [find the brochure here](#) and Anna's course is on page 2.



weaversbazaar

Ateliers Weftfaced Tapestry Workshops

Caron Penney has several workshops over the Summer period.

Tapestry Weaving Workshop. 27th May. Chichester, UK



An introduction to tapestry weaving, using the colours and forms of the work of abstract artists such as Victor Pasmore as inspiration to create a small woven tapestry. Materials and equipment including frames, clamps, scissors and bobbins will be provided. [Full details here.](#)

Tapestry Weaving – Taster Day. 3rd June. Sussex, UK



In this exciting and lively one day tapestry weaving workshop students will investigate the basics of tapestry weaving. The group will be encouraged to investigate colour, shaping, pattern and hatching techniques. [Full details here.](#)

Weaving Colour. 29th/30th July. London, UK



This vibrant and lively 2-day tapestry weaving workshop will develop an enquiry into colour theory and implement this learning via weaving. Participants will work with primary, secondary and tertiary colours and will be encouraged to use blending to achieve subtle transparent effects, seeing one colour appear through another. [Full details here.](#)

Small Island Weaving. 8th – 12th July. Orkney, UK



Tapestry artists, Ros Bryant, will lead this four day exploration of weaving from sea-sky-landscapes. The course is suitable for all levels of experience, with time for each persons design or technical questions. Contact Ros on 01857 677590 or ros.southhamar@gmail.com

Events

Surrey Artists Open Studios. Saturday 3 June – Sunday 18 June. Surrey, UK




The [Summer Open Studios](#) offer the public access to artists and makers and gives a valuable insight into how artwork is produced. For 16 days the summer event is all about visiting studios, meeting artists and makers, seeing them at work, browsing completed works and seeing work in progress, and even trying your hand at making something for yourself. Rug and tapestry weaver, [Hilary Charlesworth](#), is amongst the 300 artists taking part.

Dovecot Tapestry Studio: Weaving the Magic. 20th May. London, UK



Master Weavers from the internationally renowned Dovecot Tapestry Studio are in residence for a day at The National Gallery to explain how they have created a handwoven tapestry to a design created by Turner Prize winner, Chris Ofili. The session Includes a weaving demonstration and a tour of Weaving Magic(see above). There will also be an opportunity to try your hand at weaving on a sample loom. [More details.](#)

Here & Now. Until 4th June. Birmingham, UK.



Here & Now, the first major curated exhibition of contemporary tapestry in England for over 20 years, has now moved to the [MAC Art Centre in Birmingham](#). This is an amazing collection of work from an international selection of artist weavers.



weaversbazaar

The Contemporary Craft Festival 2017. 9th – 11th June. Devon, UK.



The Contemporary Craft Festival is an outstanding event. It offers the very best in contemporary craft nationally, attracting exhibitors and audiences from across the UK. After 10 years, it is now established as one of the best events of its kind in the UK. [Full details here.](#)

Woolfest 2017. 23rd – 24th June. Cumbria, UK.



The original British Wool Festival, established in 2005. Woolfest was founded to provide a showcase and a celebration of the best of wool and wool crafts. The event is all about creativity and design with beautiful quality, amazing colours and skilled craftsmanship. It is also a great day out. [Details here.](#)

Fibre East. 29th/30th July. Bedfordshire, UK.



Fibre-East is an annual event created to celebrate all things natural fibre and handmade, with a focus on the Best of British: supporting the finest quality British wool, made from the fleeces of British sheep, reared by British farmers. This remains at the core of everything we do and everything we aim to achieve.

Black Sheep: The Darker Side of Felt. Until 29th June. Whitehaven, UK.



Felt is the most ancient constructed textile in the world and in its long and fascinating history it has been used for everything from military armour to housing, from cosy winter garments to conceptual art. This exhibition is an exploration of the edgier side of this extraordinary and versatile material, looking at artists who create sometime disturbing and bizarre oddities and technically brilliant objects. [Find out more.](#)

Chris Ofili: Weaving Magic. Until 28th August. London, UK



Commissioned by the Clothworkers' Company, Ofili has been collaborating with the internationally renowned Dovecot Tapestry Studio to see his design translated into a handwoven tapestry. Unveiled at the National gallery, the imagery reflects Ofili's ongoing interest in classical mythology and the stories, magic, and colour of the Trinidadian landscape he inhabits. [More details.](#)


Companion Pieces. Until 31st December 2017. Gateshead, UK



Companion Pieces brings together different parts of the collection based upon themes to show the range of techniques and ideas used to explore subjects. Works are presented in relation to various themes including Adam and Eve, the Body Beautiful, Visions of Gateshead, the Japanese Connection and Morals and Politics. This exhibition contains tapestry by Caron Penney, Katherine Swailes and Jo Howard. [More details. here](#)

Found on the web

School of Textiles



This [website](#) provides information about an organisation which touches on textiles in all sorts of uses but especially within the context of interior design. The School itself is based at Coggeshall, Essex and is open for visits.

WebExhibits



An [online museum](#), WebExhibits contains some very interesting material all of which promotes discovery through multidisciplinary approaches that support all learning styles. This is a website

weaversbazaar

you need to bookmark and come back to regularly. Colour Vision & Art, for example, explores how new notions of vision have been used by artists. It looks at the emergence of modern art in the 19th century around the same time as scientists were exploring how we see. Another exhibit is entitled 'Pigments through the ages' whilst another provides insights into the genius of Vincent van Gogh through his letters.

An interview with Pierre Boulez.



Pierre Boulez was a French composer, conductor, writer and organiser of institutions. According to Wikipedia "He was one of the dominant figures of the post-war classical music world." This interview, whilst it has a focus on musical creativity, can be generalised to a far wider creative process and development. It is long but well worth the time. [See it here.](#)



Produced by British Pathe, this short video introduces the weaving of Donegal Tweed – a speciality of Ireland and distinct from the tweed fabric produced on the Scottish Islands. The fashion parade at the end is very much 'of it's time'! [See it here.](#)

Textile Gallery



Amanda Petrie sent us these photos of these delicious cushion covers she has woven. The design came out of a project she undertook whilst studying on Janet Phillips' Weaving Masterclass. weaversbazaar had sponsored the project and Amanda had used our Teal and Iris yarns to develop the design. Amanda is based on the island of Sark, and you can see more of her work on [her website.](#)



Matty wove a tapestry as part of the community arts project, decorating Whitchurch On Thames Bridge. Here is it, hanging on the railings of the bridge. It is an image of the bridge at Henley on Thames, where Matty lives. The tapestry is 2 metres long and 49cm deep. Strips of fabric were used for the water, sky and bridge elements and carpet thrums were used for the rest.

Stop Press:

Don't forget the Summer Gallery – call for images – keep them coming in!

In addition if you have any suggestions for additional sketchbook resources we would love to hear from you at info@weaversbazaar.com

Happy Weaving