



weaversbazaar

May 2016 Newsletter

Sunburst for Summer



We are delighted to announce that another lovely range of colours has been extended in our dyed wools –this one is called Sunburst. Based around our original Sunburst Yellow we now have three shades progressively paler and two shades progressively darker than the original. Together they offer 6 exciting colours for blending or hatching either together or with other colours.

Find them at <https://www.weaversbazaar.com/product-list/yellow>

The Colour Tool



As you may know we have been reviewing our dyed wool range and restructuring it into what we hope is a more logical colour structure. We based this on a structure in the Colour Tool by Joel Wolf from which we have found so useful we are pleased to be able to offer it on our website and at pop-up shops. This helpful resource provides everyone (even those not familiar with colour theory) with the means to understand and explore the different types of colour (shades, tints, tones etc), to experiment with which colours work together and work out colour schemes based on easily followed guidelines. The Colour Tool includes 10 instruction cards, 24 two sided colour cards, which map to our colour groups on this page of our website

<https://www.weaversbazaar.com/product-list/colour-groups>

In all 816 colours are illustrated, with CMYK and RGB and HEX formulas for those who want to get techy with Photoshop etc., and

2 Value Finders Red & Green. The Red and Green value finders are really helpful for looking at your colour selections and seeing which are dark and light whilst ignoring the colour – it is the same as taking a black and white photo of your colour selections. The tool is a reusable vinyl pouch and has corner fasteners so it can fan out the cards. Cards are 3.25" X 8". Check out the Colour Tool at <https://www.weaversbazaar.com/product-list/equipment/colour-tool>. We hope you find this useful.



in

weaversbazaar Poll: how do you choose your wool colours?

Now that we have developed the dyed wool colour sequence, we have also put in place two routes to browsing them on our website: by colour group (which shows tints, pure, shades and tones for each colour segment and maps to the colour tool above), or by the entire stock colour sequence. We are really interested to see which one works best for you:



◀ **The Full Dyed Stock view**

(<https://www.weaversbazaar.com/product-list/full-dyed-stock-range>)

OR

The Colour Groups view ▶

<https://www.weaversbazaar.com/product-list/colour-groups>



Go to the Poll on the home page to share your views. www.weaversbazaar.com

Coffee Break Moment: Slow Art



This is a wonderful video showing the work of tapestry artist Martin Nannestad Jorgensen. It takes the viewer from artistic concept to finished tapestry in five and a half minutes. In that time, we see some fascinating insights into the design process, the dyeing of yarns, warping a loom and the weaving. Finally, the finished piece is blocked and then hung. Well worth seeing twice over!

<https://youtu.be/BkCkpO8kRM8>


Artist Profile: Hannah Ryggen



According to tapestry artist, Hannah Ryggen (1894–1970) “Art is just a summarization of something one has felt with great intensity.” Ryggen is one of the most significant Scandinavian artists of the twentieth century. Her tapestries are visual responses to major and minor events, conflicts and processes. She captured the world in her weaving. In the early 1930s, she addressed fascism and the destructive consequences of Nazi power. Violence and abuse are visualised in an idiom reminiscent of modern, critical history painting. ‘Weaving the World’, a major retrospective of her work, took place last year at the National Museum of Art and Architecture in Oslo. Some of the pieces on show can be seen here: <http://www.textile-forum-blog.org/2015/07/hannah-ryggen-weaving-the-world/> and a review of a subsequent show of her work here: <http://www.metropolismag.com/Charged-Tapestry/> where you can also find a link to Amazon to order a monograph of her work.

Courses & Workshops

Tapestry Weaving for Beginners, 21st May, 4th June and 27th July 2016. Scotland



Tapestry Weaving for beginners workshops, led by Jane Binks, starts at 10am and finishes at 5pm. Everything you will need is supplied and the price also includes Lunch and Refreshments through the day. You will take home your finished piece and can even purchase a frame to make it extra special. Beginners are welcomed, as are those who would simply like to extend their knowledge with an experienced tutor (and enjoy the friendly group atmosphere!)

<http://www.craftcourses.com/courses/tapestry-weaving-for-beginners>

Tapestry Weaving Introduction. 22nd May. Fashion and Textile Museum, London



Led by master tapestry weaver Caron Penney, in this 1-day workshop students will learn the basic weave techniques used to create a tapestry, these include plain weave, soft diagonals, hatching, blending and shaping. The end of the workshop participants will take home a completed tapestry. The workshop is suitable for beginners to intermediate levels and is a Missoni inspired workshop, in-line with the exhibition also at the Fashion and Textile Museum (see below in Events)

<http://www.ftmlondon.org/ftm-whats-on/tapestry-weaving-introduction/>

Tapestry Tasters (Ages 11+) 14th and/or 15th July. Irvine, Ayrshire, Scotland

A gentle introduction to this ancient craft which needs only the simplest of tools yet can produce the most intricate of designs. These workshops will explore the Gobelin technique through a process of talks, demonstrations and exercises from artist Alison Thomas. Materials supplied.

<http://www.harbourartscentre.com/events/695/view/>

Weaving on a Four Shaft Table Loom 25th – 29th July. Cambridge



Run by Anna Crutchley, on this course participants will learn to weave on a four-shaft table loom. Students will sample a variety of weave structures, experimenting with different colour combinations, yarn qualities and surface textures, for a range of functions such as rugs, scarves, table runners, trimmings and so on. More details at <http://tinyurl.com/h8mtq7g>

Tapestry Weaving for Beginners (8th - 9th August) & More Tapestry Weaving (10th – 1st August). Bucks



A whole week of tapestry weaving – or two shorter sessions! Missenden Abby Summer School offers two tapestry weaving courses that can be taken separately or combined for a five-day immersion. Our very own Matty Smith is the tutor on both. Full details on the Beginners Course are at <http://tinyurl.com/zrnpt3w> and on More Tapestry Weaving here <http://tinyurl.com/jjh399h>.

Tapestry Weaving at Underhill Farm, Pant, Shropshire. Open-ended.



Irene Evison, is starting a monthly tapestry weaving get together for beginners and experienced alike to study the natural world through this interesting natural art form. She will also be running weekend courses. Find out more at <https://underhillfarm.org/2016/04/16/tapestry-weaving-at-underhill-farm-pant/>

Events

Grennan Mill Craft School End of Year Show. 27th May – 2nd June. Thomastown, Co Kilkenny, Ireland



Grennan Mill Craft School prides itself in teaching age-old crafts to a very high standard using traditional tools and techniques. The crafts include Batik, Ceramics, Metalcraft, Printmaking & Woven Textiles and each craft will be well-represented in the exhibition which is laid out throughout the mill. For more information, go to <https://www.facebook.com/grennanmillcraft/?fref=ts>

Missoni Art Colour. 6th May – 4th September. Fashion & Textile Museum, London



Explore the creative process of Italian fashion house Missoni and the textiles of Ottavio and Rosita Missoni in the context of 20th century fine art. One of the most respected exponents of the 'Made in Italy' concept, their work is deeply rooted in modern art making the Missoni brand distinctive in the world of international fashion. <http://www.ftmlondon.org/ftm-exhibitions/missoni-art-colour/> (See also Tapestry Weaving Introduction in Courses above)

The Real Weave: the art of handwoven tapestry. 9th – 19th June. London



The British Tapestry Group London are once again holding their annual exhibition at the Hepsibah Gallery in London. Full details can be found at <https://www.artrabbit.com/events/the-real-weave-the-art-of-handwoven-tapestry>


Found on the web

Educational Articles on Tapestry Weaving



The American Tapestry Alliance has just published another in their series of educational articles on the subject of tapestry weaving. This one, entitled “Fiber Arts and Tapestry: 1960 to 1986 in the United States”, is written by Christine Laffer and complements an earlier article tracking the historic development of tapestry weaving, internationally. This overall resource is a gold mine of information, insights and in-depth explorations on the subject of tapestry weaving in its broadest sense. Well worth a bookmark! <http://americantapestryalliance.org/education/educational-articles/>

Mounting and hanging textile art



This article explores some of the issue around mounting and hanging textile art. It provides illustrations of some solutions which could apply to many different forms of textile art, including tapestry weaving. <http://www.textileartist.org/displaying-and-hanging-textile-art/>

More on how a Jacquard loom works



Following our short video on how a Jacquard Loom works, from the V&A, last month, Stacey Harvey-Brown got in touch to share this seven-minute video in which she shows in more detail, how the cards that govern the weaving action are made. It makes for fascinating viewing!

<https://www.youtube.com/watch?v=f1Zzi9ZBYmQ>. If you want to extend your viewing, then go to her website for lots more videos on warping traditional shaft looms:

<http://www.theloomroom.co.uk/videos.htm>

To Repair with Gold



Continuing the theme of jacquard weaving, this commission, woven by Christina Hesford, used both jacquard and dobby looms to create a Japanese inspired art work. Christina’s website shows more of her art, both woven and non-woven, and is well worth a visit.


<http://www.christinahesford.com/Commissions-1/To-Repair-With-Gold>

I weave a tapestry



This short video shows not only Russian tapestry artist Andrew Madekin, at work, but also some examples of his completed tapestry art. Working on a grand scale he produces stunning work on both religious and secular themes. <https://www.youtube.com/watch?v=v2DZcdB-HqA>

Periodic table of Fibres



This is fascinating – although aimed at knitters it is something that will absorb the interest of anyone into textiles and fibres for whatever purpose. Very clever!

<http://packbasketdesigns.blogspot.co.uk/2011/02/knitters-periodic-table-of-fibers.html>

Textile Gallery



During the recent Symbiosis exhibition this rather special piece of work was submitted on the last weekend. We wanted to share it with you because it is lovely and obviously took lots of hard work. It was made by one of the next generation of artists - namely Kael McPharlin, aged 6 and a half!

We think his grandmother (Tapestry Artist Margaret Appa) must be very proud of him.

Stop Press

weaversbazaar's Bulk Discount Store is open!

<https://www.weaversbazaar.com/product-list/bulk-discount>

We are also launching our bulk discount newsletter – click on '**update subscription preferences**' at the foot of the Newsletter email to check if you are already subscribed to Wholesale Updates or get in touch and we can check for you (matty@weaversbazaar.com)

Happy Weaving