

New Year: New Beginnings

With a New Year comes new ideas and here are a few to consider. Maybe one of them will be the catalyst to your developing a new direction, approach or skill this year?

The 100 Days Project

100 This is the time of year when we can become energised to undertake new projects or learn new skills. We were interested to read in Liz Rance's Newsletter, of the 100 Days Project. This started in New Zealand in 2011, but had rapidly spread further afield. The principle is simple – choose one creative activity and do it every day for 100 days. The really interested part is how it evolves. Have a look at what others have been doing at <http://100daysproject.co.nz/>

Tapestry Diaries









We mentioned these in last month's Newsletter but now is the time to start one! They don't have to be woven daily; you can do blocks as and when you feel like it. Here are some images showing how we are getting on. Matty's Tapestry Diary (left) was originally based on techniques, but then the weather crept in to it and now it is whatever comes to mind when she sits down to weave it – except that all the yarns are left-over butterflies from other textile activity. Lin's has chosen to make some 'unrules' for her Tapestry Diary (right) such as the work doesn't have to be any particular shape and there is no theme other than what inspires her on the day. It seems to be developing as a set of technique samples and she notes these and the inspirations leading to them in a small accompanying booklet. The first inspiration was a selection of colours by one of our customers and this has set the colour options of the diary. She is finding the technique samples quite helpful. Send us photos of your Tapestry Diaries for future newsletter.



New techniques

Have you tried any of these – something to experiment with in your Tapestry Diary?

					
Ghiordes Knots http://tinyurl.com/q7h7k8h	Mixed weft weaving http://tinyurl.com/ofmedgu	Eccentric weaving http://tinyurl.com/pmywxvn	Lettering http://tinyurl.com/oltqyan	Lines http://tinyurl.com/pb3pojr	Wedge weaving http://tinyurl.com/kc5kj2o

Coffee Break Moment

Woven metal – the art of Yede Takahiro



There are two links providing insights into this beautiful work by Japanese artists Yede Takahiro. The first is to a statement by the artists giving insights into his approach to his art (<http://toku-art.seesaa.net/category/3153033-1.html>). The second is to more detailed images of the actual pieces, showing the delicate woven structures that have been created using the medium of metal (<http://tinyurl.com/ma49bht>).

Artist Profile: Cornelia Theimer Gardella



Whilst it is difficult to find any detail about the creative focus and development of tapestry weaver Cornelia Theimer Gardella, her web site is just a delight to browse through for the high quality images of her stunning work.

<http://www.corneliatheimer.com/>

Courses

Weftfaced



Caron Penney will be running a number of course in the first quarter of 2015. Caron caters for all abilities and interest. Details of what she has planned can be found on her website at <http://www.weftfaced.com/#!blank/c123y>

Jane Binks



Jane has the following dates for Tapestry Weaving classes set up some dates for Workshops. Full details are on her Facebook at <https://www.facebook.com/JanesArtTapestry/events?key=events> but key dates are:-

21st January -Wednesday (Theme = Birds)

28th February- Saturday

14 &15th March -joining with James Donald, of Pick One Studios. See

<http://tinyurl.com/pw3qejf> for details.

29th April - Wednesday

9th May - Saturday

17th June- Wednesday

USA: Pam Patrie's Workshops. April – May 2013



Archie Brennan and Susan Martin-Maffei are leading two special retreats at Pam Petrie's Workshop. The two sessions are: April 23rd-26th 2015 April 30-May 3rd 2015. \$560.00 is the fee for the three days. Contact Pam at pampatriestudios@yahoo or via her website

<http://pampatriestudios.com/Pam7b.html>

Events




weaversbazaar

Weaversbazaar are out on the road again! Check out our diary at

<http://www.weaversbazaar.com/about-us/weaversbazaar-diary/> to see all the details for our 2015 activity. We look forward to seeing you.

An Exhibition of Tapestries, 15 January – 10 February, London



The Handweavers Studio & Gallery is hosting an exhibition of work from the London group of the British tapestry Group. The exhibition is open Mon-Sat 10am – 6pm. 120 seven Sisters Road, London. N7 7NS .

Artapestry 4. Opens 23 January 2015, Rovaniemi, Finland



ARTAPESTRY 4 is the fourth juried touring exhibition of tapestry organized by the European Tapestry Forum. 31 textile artists from Denmark, Norway, Sweden, Germany, France, Czech, England, Scotland, Belgium, Poland, Austria and Finland are participating the exhibition. It starts its tour in Finland. For full details of the first location see <http://tinyurl.com/qjefcgx>

World Textile Days 2015



Every year the organisers like to have a new, interesting and stimulating theme for World Textile Day. This helps to give the day a focus, both for them and their enthusiastic visitors. In 2015 the theme is **Textile Adventures**. Both the free exhibition of world textiles and the morning and afternoon talks (£2 each, tickets at the door) will take you on a journey of discovery. 2015 dates/locations are: **14 March 2015** - Wales – Llanidloes, **28 March 2015** - South of England – Hampshire, **11 April 2015** - North of England – Cheshire, **20 June 2015** - Scotland - Bridge of Allan, **12 September 2015** - East of England - Norfolk

3 October 2015 - West of England – Bristol. For full details visit the website <http://worldtextileday.co.uk>

Textile Festival, Leiden. May 2015




This major European event takes place over the course of four days and covers a range of activities and events. These include the handcraft by 'top amateurs', an International Textile Competition with a theme of 'Water-Land', works from international students, Dutch textile art and Arts and Crafts. A textile route through Leiden guides visitors to the various venues. In addition, the European Textile Network will be holding a seminar about Dutch Textile design. Full details here (switch to the English version!)

<http://www.textielfestival.nl/programma/programma.php> . It then moves to Germany (Textil Museum Lüneburg), Austria (Textile Kultur Haslac) and finally Denmark (ArtCenter Silkeborg Bad)

Call for Submissions/Opportunities



West Dean College is offering a new **Visual Arts Scholarship in Tapestry and Textile Art** for the academic year 2015/16. The scholarship will cover the full tuition fees for one year of study and is available to Graduate or Postgraduate Diploma applicants, or can cover one year of the Master of Fine Arts (MFA) programme. An Open day will be held on 7 February, which will provide more information. See <http://westdeanvisualarts.com/2014/12/17/visual-arts-scholarship-in-tapestry-and-textile-art/> for full details.



Also from West Dean this **Call for Entries: Heallreaf: An Old English word for a tapestry hung in a public space**. This inaugural exhibition is to be held in the Students' Tapestry Studio; part of the Visual Arts Annex of the prestigious West Dean College near Chichester in southern England. The studio is adjacent to the Sussex Barn Auditorium and is accessible to the public without having to enter the college or the gardens. The exhibition will run from 1st to 8th August 2015 with a private view on Friday 31st July. Times will be announced once

they have been confirmed. **Closing date for entries is 20th May 2015.** The exhibition is being organised by Margaret Jones and will be juried by Anne Jackson. In conjunction with this exhibition, West Dean will be organising a seminar on Friday 31st July, details of which are to be confirmed. Full details and a downloadable submission form is available on the website: www.heallreaf.com

Found on the web

Tapestry through History



By no means limited to woven tapestry, this collection of 29 Videos (yes, 29!) covers a range of historic textiles, their conservation and display. Perhaps an extended Coffee Break Moment. <http://tinyurl.com/ludat7o>

The European Tapestry Forum



Browsing through the tapestries on this site is inspirational! Wherever you go on the site the images of woven tapestries are available to cycle through at your leisure. <http://www.tapestry.dk/home.html>

Weaving the Olsen




This very short video shows two of the Australian Tapestry Workshop weavers, Chris Cochius and Milena Paplinska, weaving 'Sun over the You Beaut Country' designed by John Olsen AO OBE. It has lovely sounds of weaving. <https://www.youtube.com/watch?v=Y5U5FJME3fM>

Working to Commission as part of the Creative process




This article, from the American tapestry Alliance website, is authored by Joan Baxter who explores the impact and process of undertaking commissioned work on the creative processes. http://americantapestryalliance.org/Education/Ed_Ar/CT/CTBaxter.html

An interview with Sarah Swett



This interview with tapestry weaver, Sarah Swett, was published in December 2014. It includes a nice little video of Sarah explaining what she does. It also includes the views of a Gallery owner who carries sarah's work. <http://tinyurl.com/m3qujcm>


Tapestry techniques: Interlocking the James Koehler way



This is one of the many wonderful technique videos provided by Rebecca Mezoff. Rebecca was a student and apprentice of James Koehler for 6 years before his death. This video describes James' signature weft interlock join used in his art tapestries. Something else to try out on the Tapestry Diary? <https://www.youtube.com/watch?v=TwNVX3nPGc>

Tapestry Gallery

Eleonora sent us this photo of a tapestry she has just finished. She says "the two parrots are worked in Ghiordes Knots, but sideways on one warp only. I did the branch in Soumak, the feet are twisted leather and fabric with the claws being tightly whipped cotton. The beaks were another thing altogether. I did them in a synthetic mix of polyamide and cotton on supplementary warps" Sandy's next projects include Che Guevara, a robin and 13 parrots – separately, we should add!





These beautiful braids, reconstructions of the designs Snartemo and Evebyu, were woven by Anastasia, in Russia, using weaversbazaar yarns. They are exquisite; the detail on the motifs is so fine and the patterning wonderfully intricate. We are delighted with the way the colours she has chosen work together on the braids – and that she has shared them with us!



!! STOP PRESS!!



weaversbazaar's are delighted to announce that the Pop-Up Shop will be at Fibre East again this year. 25th/26th July – put the date in your diaries!



Happy weaving