

Welcome to the September newsletter.

Product Updates

This month there are a few quick weaversbazaar updates





- Sample Cards – The latest version of our Sample Cards is now available. This is version 0821 the main change is we have removed three colours that are no longer available but an alternative for each has been added these are:

Withdrawn Colour	Replacement Colour
Vivid Purple (0034)	Periwinkle 4 (0134)
Buttermilk (0045) & Terracotta (0062)	Terracotta 1 (0159)
Sludge Green (0060)	Sunburst 8 (0122)

- Tapestry Needles – we have added another size (18) which has a larger eye than the 24 and 22 tapestry needles so these will accommodate even our heavy yarns. We have also added some Smyrna/Wool needles which have angled but blunt tips which are helpful when sewing up slits or sewing warp ends down to the back of a tapestry.



- Velcro – otherwise known as hook and loop tape and commonly used for hanging tapestries we are selling the two types separately so you only need to buy what you need. Our original tapes are white and 2cm wide and we have now added a 5cm wide hook tape which is good for fixing to a strong wooden wall baton. The needles and Velcro can be found in the [accessories](#) section.
- Finally for anyone who prefers to sew with natural thread we have 4 colours of Gutermann 100% cotton sewing thread [here](#)

White	Black	Grey	Beige
			

Find somewhere comfortable and take a break for the rest of the newsletter!

weaversbazaar's website Poll: Sketch Books



See below for the results of the September poll on the alternatives to conventional sketchbooks that we use to save and record our designs, ideas, and sketches and inspirations. We can see that

Third party copyrights acknowledged. Original material copyright author.

there is actually a pretty broad spectrum of alternative means in use to record and organise our ideas with the first three categories all showing as strongly favoured. It just goes to show that whatever works for us individually is the best way.

Do you use alternatives to conventional sketchbooks for saving your designs, ideas, and sketches?

Save on a computer 19.4%

Save in physical folders 19.4%

Save as photographs 23.1%

Save organised in physical boxes 6.5%

Save in your mind 10.2%

Save as unorganised piles of bits and pieces 15.7%

Save as objects 5.6%

This month the topic for the poll follows on in a way, as it is looking at what type of sampling and cartoon making you favour once you decide on a design to explore in more detail. You will find the list for this month's poll on the home page as usual at <https://tinyurl.com/mbay9mk>.

Thank you all very much for your valuable feedback on the content of the newsletter. If you have any further thoughts on any of the topics we cover we would love to receive your feedback at info@weaversbazaar.com.




Courses and Events

As the situation continues to change, we are still seeing a mixed offer of virtual and physically present courses and events. So, at least for the time being, we will continue to highlight and include here both those courses and events which are virtual and those which it is now possible to attend once again in person. If you are planning on travelling to an event mentioned here it would be a very good idea to double check the details beforehand in case of any last minute changes.

Bristol Folk House: Online Classes and Workshops with Jackie Bennett. Starting November 2021. Bristol, UK.



Jackie Bennett has advised us of several online tapestry classes and workshops that she will be tutoring at Bristol Folk House starting in November.

-  **Introduction to Art Weaving Techniques:** A 6-week course at Bristol Folk House, taught online, starting Thursday 4 November. A kit with yarns and a small frame loom will be sent to participants. See full details and book a place at <https://tinyurl.com/rxdsd8ef>.
-  **Design for Art Weaving:** A 4-week online design course starting 4 November 11-1pm. This is a follow-up course for those who have attended the Introduction to Art Weaving course, or for those who have done some tapestry weaving before. See full details and book a place at <https://tinyurl.com/khrnnj82>.
-  **Circular Woven Decorations Workshop:** A one-off workshop on Saturday 20 November, 10am -12pm, including a kit of materials. Suitable for all levels. See full details and book a place at <https://tinyurl.com/3de5778a>.

weaversbazaar

Evolution Arts: Craft Retreat and Weaving Workshop with Jackie Bennett. October/November 2021. Sussex, UK

Jackie has also advised of two activities that she is tutoring for Evolution Arts in Autumn 2021.

- ✚ **Houseboat Craft Retreat:** Beach Weaving as part of a craft retreat on a houseboat in Shoreham, Sussex, UK on Saturday 9 October. See full details and book at <https://tinyurl.com/m2brp7e6>.
- ✚ **Introduction to Art Weaving Short Course:** A two day workshop course on 23 October and 4 November 2021 taking place at Clarkes of Sussex, UK that will build up your weaving techniques step-by-step. Suitable for complete beginners and those who would like to revise weaving basics. Full details and book at <https://tinyurl.com/hnkm3vev>.

Circular Woven Faces: 16 October 2021. Isfield (near Lewes), UK

Finally Jackie Bennett will be tutoring a circular weaving workshop in October with an emphasis on weaving a face, human or animal, suitable for all levels, at a lovely new venue at Isfield near Lewes, Sussex UK. You can email Jackie directly at jackietapestry@gmail.com for more information and to book. You can also email her if you want to find out more about the other courses and workshops she offers.

Atelier Weftfaced: Two New Online Courses. September/October 2021. Sussex, UK

Atelier Weftfaced have announced two new online courses for the autumn.

- ✚ **Warping a Tapestry Frame:** A new online course available from this month includes access to two videos as well as handouts and Q & A sessions and takes you right through the process of preparing a warp for tapestry weaving. More details about the course and a link to purchase available at <https://tinyurl.com/2ny9w825>.
- ✚ **Sculptural Tapestry - On & Off the Loom:** Taking place via Zoom on Saturday 16 October in two sessions this will be an exciting informative tapestry weaving workshop for those interested in making sculptural tapestry for the first time. The course is suitable for moderate beginners to intermediate level. More details and booking information at <https://tinyurl.com/4mcfbz8s>.

Nearly Wild Weaving: Autumn Season of "Tapestry: In Conversation" and "Tapestry Together" from September 2021. Online.



Nearly Wild Weaving have announced their new autumn season of Tapestry: In Conversation and Tapestry Together online sessions. You can find more general information on their activities via their website at <https://tinyurl.com/bj3bjrsz> where you can also access links for upcoming sessions. In October these will include Tapestry Together sessions on Wednesday 13th October, and Tapestry: In Conversation on 27 October with Alastair Duncan, who incorporates sound into his weavings. Tickets for these sessions will be available soon via their website.

Rebecca Mezoff: Design Solutions for the Artist/Weaver, Season 2 (2021). Online - Registration Open 2021 Online.



Registration is open for the new season of this online course by Rebecca Mezoff. Rebecca says that the goal is "for you is to find not only tips and tricks to maintain a tapestry practice, but also solid information that you can utilize to design your own tapestries". Find much more information at <https://tinyurl.com/muyjemf8> including some video trailers for the course.

Beach Creative: Three Weavers Return. 1 – 7 October 2021. Herne Bay, UK.



Mary Butcher, Gillian Bull and our own lovely Dianne Miles return for another exhibition of Basketry, Tapestry and Textiles at the Beach Creative Galleries in Herne Bay from 1 to 7 October 2021. More information on the Beach Creative website at <https://tinyurl.com/za8zmpiy>.

This month events seem a bit UK-centric but we actually like to cover events across the globe so please do send in notifications of your events and any others you hear of to info@weaversbazaar.com

Opportunities and scholarships

Heallreaf 4 Call for Entries: Submission Deadline 1 February 2022 – Open to all Internationally

Heallreaf Margaret Jones has recently confirmed that Heallreaf 4 will take place in the UK in 2022. The exhibition will be at Fairfields Mill, Sedburgh, UK from 19 May to 6 July 2022 and is also booked provisionally at the Oxmarket Gallery, Chichester, UK in September 2022. The jurors for this exhibition are Ellen Ramsey, who won the Heallreaf 3 prize, and Helen Adams, founder of “The Textile Curator”. Call out information with full details and an application form can be downloaded at <https://tinyurl.com/a2k3tpxd>.

Jerwood Arts: 1:1 Fund – Deadline Midday 4 October 2021

JERWOOD ARTS Jerwood Arts launched a new fund in September which offers awards of £2,000 to support 35 pairings of independent early-career artists, curators, and producers from across disciplines to connect, develop their practice and generate new ideas. The 1:1 FUND offers awards for two early-career practitioners working in literature, music, performing, visual and contemporary arts to strengthen existing or start new collaborations after the isolating impact of Covid-19. Find lots more information about the fund and this opportunity at <https://tinyurl.com/48n66jsa> and further guidance at <https://tinyurl.com/fnw7ydkk> with a link to access the application form.

Coffee Break: Karina Siegmund: Documentary: The Oceanweaver. A Makers Story.



This month for our Coffee Break we have a wonderful video documentary from Karina Siegmund called The Oceanweaver – A Makers Story which you can watch at <https://tinyurl.com/2uafstsh>.

She describes how she has built up a library of ocean surfaces in her mind which she then visualises in the audio-visual tapestry installations that she creates, and how her use of sound and light gives her audience an experience of patterns in motion. Her motifs are taken from nature, in the form of a stormy cloud-cover on the sky; falling water; or the surface of the sea. You can read more about her and see more of her evocative work on her website <https://tinyurl.com/4wcetck8>.

And now for something completely different.....



“And now for something completely different...” is a new feature which is being introduced to the newsletter which will focus on something not necessarily directly related to weaving but rather is about pure inspiration. For the first one here is an amazing video Hydrodynamica by Steve Bretschneider. Steve says: “This short piece is a visual poem to human fascination with fluids in motion, from the observations of Archimedes, through the work of Daniel Bernoulli, to anyone mesmerized

by ocean waves breaking on a beach.” Watch this beautiful and colourful video at <https://tinyurl.com/3f82zv2w> and see more of Steve’s work at <https://tinyurl.com/ytxva85j>.

Artist Profile: Priscilla May Alden



Priscilla May Alden has produced a wonderful new series of tapestries inspired by the power of women and their connection to the spirit and strength of female ancestors and traditions. She says that “the power, rhythm, colors and beauty of the bold rugged coast of Maine where she lives, and the colours of the landscape and weaving traditions of the American southwest have a strong influence on her artwork”. She was originally inspired to learn tapestry weaving herself by seeing Navajo rugs in Santa Fe and the work produced by contemporary tapestry weavers there. You can read about her new series of work at <https://tinyurl.com/zhzv5ay> and <https://tinyurl.com/2ynm8u5k> and read more about her and see many more examples of her bright colourful work on her website at <https://tinyurl.com/pzp8cvt3>.

Found on the Web

Architecture & Design AD: Tapestries of time: A portrait of Nelly Sethna



This article and two others in AD provide a glimpse of the fibre artist Nelly Sethna’s three-decade-long career through images of her historical tapestries, in a review of a retrospective of the artist at Mumbai based gallery Chatterjee & Lal, curated by Nancy Adajania. Read the article at <https://tinyurl.com/57frr9ta> and two others at <https://tinyurl.com/d6ufhzyn> and <https://tinyurl.com/4w9hbx4x>.

The Cordis Prize 2021: Shortlist



The shortlist for the Cordis Prize 2021 has now been published. This year, after a postponed deadline a record number of submissions from artists across the world were received with the most eclectic mix of artists, themes, and techniques to date, representing a broad reflection of the world of tapestry through those pieces selected for the shortlist. See the selected tapestries selected for the shortlist at <https://tinyurl.com/u2wrpbdx> as well as details of dates and venue information.

Haptic & Hue: Tales of Textiles



Haptic and Hue’s Tales of Textiles started its’ third season in September. This series is called The Chatter of Cloth and each of the eight episodes starts with a specific piece of fabric and tracks its tale. The introductory podcast that comes with this newsletter sets the context for the season and provides a guide to what is in store. Between them these eight pieces of cloth have extraordinary stories to tell of great events, kingdoms, and empires of the past, about scandals, villages, and our own families - in fact more than anything cloth tells us about ourselves. You can listen to the introductory podcast as well as the next two episodes in the series via links at <https://tinyurl.com/shz33tt2> and find more information relating to each episode.

A Day in the Weave of Anne Jackson

This month we are privileged to have an insight into the creative practice and weaving life of Anne Jackson who is giving us a view here not only into her weaving day but also the special technique she has developed for her pieces. So here in her own words and images is “A Day in the Weave of Anne Jackson”.

Covered work and cat



As I come into my studio space first thing, I find this is what I have to contend with. My mischievous cat, Spindle, has taken to sleeping on top of my work; so I have to keep it covered overnight. He likes lying up there while I'm working as well. I'm not sure I need to have him so close to me when I'm trying to get on, but he has different ideas.

Small works



Yesterday I spent several hours hanging the small works I made during lockdown, in our local open studio event. It's a mixed group show and I'm quite pleased with how my work looks in the space, now I'm back presenting it to the outside world.

Starting view



This is my starting view for today. What I make is called knotted tapestry. It's a hybrid of Gobelins woven tapestry technique and knotting. I developed it a long time ago, after studying woven tapestry at Art College and then incorporating the kind of work I'd been doing previously as a self-taught maker. I'm still really pleased with this as a fabric; as you can see it's a different approach, because I work downwards instead of upwards, and but in terms of classic tapestry method, I always make the cartoon as a starting point. I use elaborate colour-blending of cotton, linen & synthetic yarns in the weft. The warp is cotton, (17 wpi) which I use both doubled and split in the same tapestry; you can see this effect in the photo of the fly-image, along with all the dust etc. that accumulates temporarily on the working surface.

Fly closeup



This tapestry is part of “The Witchcraft Series”, my long-term project. It’s a continuing suite of tapestries on the subject of witch-persecution & prosecution, mostly in the south of England so far. The history of witch-trials in this country is very interesting. It’s a kind of slightly hidden narrative; it’s seen as a bit disreputable as history, partly I suppose because it’s about hysteria and belief and fear, and not about kings and battles and things that are very well documented. The trial documents are about the only source we have for a lot of witch trials, and I try to illustrate the beliefs they demonstrated, and the stories that made up the prosecutions.

Text



I've been interested in text in tapestry for a long time. I enjoy trying to create accurate letter forms in my technique. In this case, the text at the top of the work reads "The witchcraft of Elizabeth Styles of Bayford, widow". I photograph or scan the text directly from the trial document and then try to reproduce the letter forms, punctuation, etc. I like including an original "voice"; I imagine it speaking, out of its time and my work. I am hoping to finish this tapestry within a year. I get bored after too long working on the same idea and imagery. The small pieces that I've just hung for the Open Studio are mostly studies towards this piece, and are very useful because they are much quicker to get out into public view. Also, it's nice to move more nimbly from one idea to the next. But I also love working on this larger scale, approximately 170 x 150 cm. I think scale is one of the things that make woven tapestry a powerful medium.

Please see my website, www.annejackson.co.uk, if you'd like to know more about the rest of "The Witchcraft Series" so far.

Rat



Textile Gallery

This month we have a new piece from Linda Codd as the contribution to our Textile Gallery to share with you all.

Linda Codd

This month Linda has sent us this lovely colourful image of her latest tapestry which she has just finished. She wove this for her husband as he wanted a fish tapestry, and this is the result based on a Shad. She used weaversbazaar materials and the size is 33 x 19 cm.



Please carry on sending images of your work or your interpretation of sketch booking to info@weaversbazaar.com so that we can continue to share them here and please include some information about woven pieces such as materials and your inspiration, as well as something about you as the weaver/maker. Please also indicate that weaversbazaar has your permission to use the image in the Gallery.

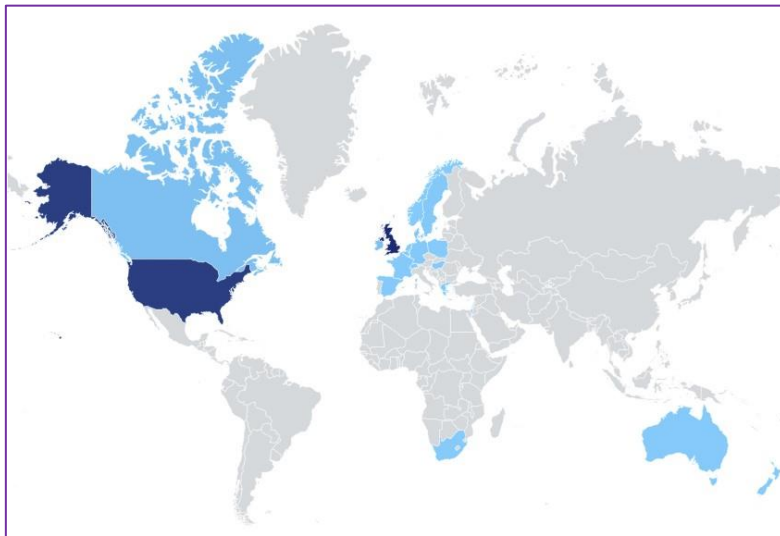
Stop press:

Just for fun

(Editor's Note) Whilst I was corresponding with Anne Jackson about her great images and article for "A Day in the Weave of..." we swapped notes about our furry weaving companions. In her case "Spindle" (see her article and below) and in my case my gentle giant "Percy" (see below) so I thought it would be fun to hear from any of our other subscribers who also have mischievous furry, hairy, or even scaly weaving companions. Send images and names of the "guilty" parties to info@weaversbazaar.com so that we can share and compare!



**Finally, to all our readers and customers around the world –
thank you for being part of this amazing community**



If you have any questions that you would like us to address in the newsletter these can be sent to info@weaversbazaar.com

Stay Safe and Happy Making!