

## weaversbazaar news

---

### Covid-19 update



We have had lots of problems in the last month with getting parcels to the USA and Canada in good time. Currently the delays are about 2 to 3 weeks and we have been told this is due to the lack of transatlantic flights and regular parcels having to give up space on occasion for 'essential supplies' So we have made some minor adjustments to the postage rates and now all orders over £50 in value will be sent by UPS - who to date have proved to be much more consistent and reliable than other couriers. We hope this ensures your packages arrive in good time from now on.

### Two New Colours and One New Goat Hair Yarn

Two new wool colours have been added to our range of stock yarns, Bice Blue and Nyanza 7 in our Fine (18/2) yarn and we have added one more colour, white, to our Goat Hair Yarn range



[Nyanza 7](#)  
[0183](#)



[Bice Blue 4](#)  
[0211](#)



[White Goat Hair](#)  
[G4003](#)

So our sample cards have now been updated and the latest version is **0817** which includes all these additions. Light Purple has now been archived as a colour and is replaced with Purple 2 available in Fine (18/2) and Medium (9.5/2) weight yarns. <https://tinyurl.com/yas95mnv>

### FROWeave 2020

Thank you to everyone who responded wanting Small Tapestry Kit instructions for their local communities and we are delighted to have sent these out around the world. As we get images back we will share them.

### Special Offer Yarns

Three medium (9.5/2) weight yarns have been added to the special offers page namely Pea Green, Mid Turquoise and Lime <https://tinyurl.com/y4cutayf> Stocks are limited and when its gone its gone.

### Special Offer Small Warp Tubes



We have a small number of 6's fine warp tube ends. Each has at least 14g (approximately 62m/68 yards) of warp left on, which is still enough warp to be useful, and costs just 42p each. So if you want to try out the 6's fine or only need a small amount be quick as stock is limited. <https://tinyurl.com/ya7rqold>

### Updated Voucher Facility on Website



We had some feedback that only being able to put one voucher code at a time into the website was causing problems and so I am pleased to say our lovely developers Iteracy have solved the problem. It is now possible to put one ATA or BTG discount code into the website and any number of gift voucher codes and these will all be used on your shopping cart. So now there is no need to ring us if you would like to use more than one discount and voucher

code. To add discount and voucher codes to your cart use the View Cart button at the top of the webpage after you have added your shopping to the cart. Once the vouchers are added you need to press 'Update Cart' and your new total will be calculated. We hope this helps but if you have any further problems please let us know.

## weaversbazaar's website Poll: Creative activity under lockdown



Last month we asked for information on how you mix fibres in your work and here are the results. Although some people obviously prefer to work with a single fibre type, mixing is clearly very popular particularly with silk, cotton and more than three types of fibre at the same time. Mixing all these fibres must create wonderful effects with the play of light on the surface and beautiful textures. Joanne Soroka in the article referred to below in the section "Found on the Internet" explains how she uses these effects in some of her pieces.

This also caused me to think about the variety of different materials that weavers experiment with and sometimes incorporate into their work and again below in the section "Found on the Internet" you will find a wonderful example of recycled material being used to beautiful effect in Black River by El Anatsui. If you work with more than three fibres at once or if you are also experimenting with unusual materials we would love to have an image of your work. These can all be sent to [info@weaversbazaar.com](mailto:info@weaversbazaar.com)


This month we have been thinking about the uncertainty of when our workshops and courses can start again and so we would very much like to know your thoughts on taking online courses via this month's poll. We would love to know the types and features of an online course that most appeal to you. As usual the poll is on the website [home page](#).

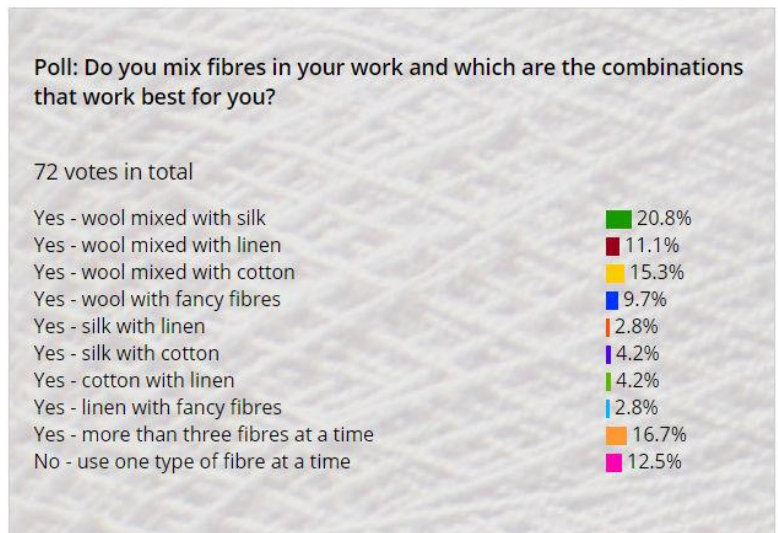
If you have further thoughts on online courses we would love to have your feedback at [info@weaversbazaar.com](mailto:info@weaversbazaar.com)

## Virtual Courses and Events

As most courses and events for the foreseeable future have been cancelled or postponed, we will try to highlight here some of those that are available virtually so that you can still enjoy them from the comfort of your own home.


### Make the World Again - An exhibition of contemporary Australian textile art

 This interesting online exhibition is of works by Australian textile artists and is based on an exhibition that was planned for Crafted Vancouver in May 2020. It features works that symbolically and materially bridge what divides us through making connections. "These textile artists anticipate the challenges we face coming out of lockdown, in reconstructing a world, better than before." Twenty textile artists are participating, quite a number of whom are tapestry weavers, and the initial page can be found here <https://tinyurl.com/y9okdr3w>. Each image on this page can be clicked



through to learn more about the individual artist and their practice along with links to see more of their work.

### **Prism Virtual Festival – 26 May to 31 July 2020**

 Prism is an international exhibiting group working together to dispel the common preconceptions surrounding Textiles, and embracing both the contemporary approach and the rich traditions of cloth and stitch. The group's annual exhibition showcases the work of its members through selected curation to achieve this goal and this year is replaced by this virtual festival. Link here <https://tinyurl.com/ybxjsvu9>.

### **Online Beach Weaving Workshop. Saturday 11 July, 2020. Evolution**



Jackie Bennett will be leading this online half day workshop via Zoom for a small group. Using found objects on a beach theme, including shells and flat stones, each participant will create a mini-loom on which to weave, choosing colours and textures of warp and weft to compliment the objects. The workshop is suitable for those who are new to weaving and those who have done some before. Find more information here <https://tinyurl.com/yblk844s>.

### **20th ETN Conference 2021. 23 - 26 May, 2021**

The 20th European Textile Network conference will take place in St. Petersburg from 23rd to 26th of May 2021. This event will be organized in cooperation with the Stieglitz Academy for Applied Arts, St. Petersburg. The lectures and exhibition will take place at the Academy. Other locations will be the Hermitage and the Ethnographic Museum, both of which have wonderful collections of textiles. The theme of the conference is "Codes - stories in textiles". The programme is currently under development. Registration will start in summer/autumn 2020. Find more information here <https://tinyurl.com/y7qnovxh>.

## **Opportunities and scholarships**

---

### **Fiber Art Now – Submissions**

There are five different submission opportunities listed on the Fiber Art Now website which all have deadlines in August 2020. Further information and how to enter can be found at <https://tinyurl.com/yavfzrut>.

### **Small Tapestry International 7 – Elements**



ATA invites all tapestry artists to submit works to Small Tapestry International 7: Elements. Artists are encouraged to explore the conceptual, technical and metaphorical implications of the theme as they design their submissions. Entries are invited not only from artists who work within more traditional definitions of tapestry, but also those artists whose work expands upon the core principles of the medium as it explores new techniques and processes. Further information here <https://tinyurl.com/yba6nvfw>. Call for entry opens July 1 and closes August 15, 2020.

### **Coffee Break: Annika Ekdahl Artist Talk: Australian Tapestry Workshop**

---



The Australian Tapestry Workshop was pleased to have internationally renowned tapestry weaver Annika Ekdahl give a talk about the inspiration for her tapestries. Annika was born in Stockholm, Sweden and is a textile artist who designs tapestries marrying Renaissance and Baroque practices with more modern techniques, creating large-scale works in her own contemporary style. She weaves contemporary imagery of animals, people, places into her narrative designs utilizing a modern approach including digital techniques. Watch the video of her talk here (you may have to turn the volume

up) with many images of her tapestries with explanations of her inspiration and creative process <https://tinyurl.com/y8h444n4>. You can also link to her website here <https://tinyurl.com/y94lnuva>.

### **Bonus Coffee Break: Tapestry Talk: Tonje Høydahl Sørli**

---

An Absolute Tapestry video interview with Norwegian Tapestry Artist Tonje Høydahl Sørli. She explains how tapestry weaving became her medium almost by chance and how she weaves her very distinctive pieces. She also talks about her interest in the traditional Norwegian steel frame loom which at one time could be found in every household and which she still uses and incorporates into her pieces and why she feels this makes a stronger statement. Watch at <https://tinyurl.com/yam52efs>. Website with more here <https://tinyurl.com/yd95exnx>.

### **Artist Profile: Murray Gibson**

---



Murray Gibson has been weaving tapestries for more than thirty years although this was not his original career path as he expected to pursue a scientific career changing to art after starting University. During his thirty years of weaving he has created many interesting individual tapestries as well as teaching and working on community projects. His colourful and graphic website has a lot to explore with plenty of insight into his creative practice and artistic philosophy. Link to the website here <https://tinyurl.com/y8lqft6n>.

### **Found on the Web**

---

#### **El Anatsui – Black River: Museum of Fine Arts Boston**

An intriguing use of unusual materials El Anatsui’s Black River “is a shimmering and rippled wall, its effect immediate and sublime. This majestic tapestry is not made of precious metals but used bottle caps and wrappers from beer and liquor distilleries near the artist’s studio in Nsukka, Nigeria, stitched together with copper wire by dozens of studio assistants”. His pieces are changeable as the artist leaves it to the curator how they should be hung or displayed. Website link here <https://tinyurl.com/y9ju33jd>. The article also contains links to a podcast and more about the artist and this piece.

#### **Joanne Soroka – “What’s so special about tapestry weaving?”**



An article about the multiple ways of using different yarns in tapestry weaving to create a variety of surfaces and texture effects including going into the third dimension. Each medium has its positives, and this is one of tapestry’s strengths. Joanne gives examples of how she has used different techniques and different mixtures of yarns in various pieces to achieve the effects she desired. Link to the article here <https://tinyurl.com/yb6347an>.

#### **Real Fabrica de Tapices/Royal Tapestry Factory - Madrid**




Founded in 1721 by Philip V of Spain the Royal Tapestry Factory has 300 years of experience in the production and restoration of rugs, tapestries and Coats of Arms. Their comprehensive website has both English and Spanish language versions and contains information on their history and the range of their current activities as well as a Virtual Tour of their Museum. There are also several short videos covering different activities and although the commentary for these is only available in Spanish the images can be enjoyed by everyone. Particularly interesting is the process for cleaning rugs and tapestries prior to their restoration. Website link here <https://tinyurl.com/y9xkttnz>


### Review: Lenore Tawney at the John Michael Kohler Arts Center

This Art in America Review covers the four-part project on view last fall and winter at the John Michael Kohler Arts Center in Sheboygan, Wisconsin covering the work of pioneering weaver Lenore Tawney who “offered a radical vision of what weaving could be”. Link here <https://tinyurl.com/y9pknfhj>.

### Fiber 2020 Virtual Pecha Kucha Episode 7: Ellen Ramsey

A visually stunning video from Silvermine Galleries. Pecha Kucha translates to "chit chat" from the Japanese. In this episode you can learn more about Ellen Ramsey, artist in the Fiber 2020 Exhibit. She talks about how she became a tapestry weaver and explains the inspiration behind her art going through the stages by which she arrived at the cartoon for her piece in Fiber 2020. Link to the video here <https://tinyurl.com/y9hdmrnh> and also link to her website with much more including her blog here <https://tinyurl.com/ydaoqvq9>.


### Great Scots in Isolation from the Scottish Gallery: Tapestry Weavers

Great Scots in Isolation is a series of short films of one to two minutes in duration made during lockdown by artists represented by The Scottish Gallery. Two of these artists are tapestry weavers Sara Brennan who shows us what she has been working on during lockdown and Jo Barker who has been taking time to reflect on her practice. Link to Sara Brennan’s video here <https://tinyurl.com/ya4s9srm>. Link to Jo Barker’s video here <https://tinyurl.com/yam9xmlc>.


### Textile Curator: “100 days of inspiration from the best textile artists from around the globe”

Posted each day on their Facebook page Textile Curator’s “100 days of inspiration from the best textile artists from around the globe” is currently just over half way through and is proving very inspiring for textile artists generally and especially for weavers as many of the artists featured on a daily basis are tapestry weavers. Link here to their Facebook page to review the posts already made <https://tinyurl.com/y7aem89g> and “Like” their page to see future posts. Link here to their main website where you can find see more work by each of the artists <https://tinyurl.com/yaxmkkny>.


### Painting with Yarn, The Making of a Tapestry by Cecilia Blomberg

This relaxing video set to classical music was created by Kurt Howard after he captured tapestry artist Cecilia Blomberg’s work with his photography in order to give people an appreciation of how a tapestry is created. Watch here <https://tinyurl.com/yysz1845>.

### Molly Elkind: Talking Textiles

My big fat Many-Splendored Millefleur . . . is a recent blog post on Molly Elkind’s “Talking Textiles - thinking out loud: weaving, ideas, art & craft”. It is a very relatable account of the slow process of developing an original idea for a large tapestry through all the stages of design and sampling, overcoming difficulties along the way with the help of a mentor, to arrive at the final coherent design which is quite different to her first ideas. Anybody who has ever struggled with this process will empathise with Molly. Link to the blog page here <https://tinyurl.com/y7cgbw8a>.

### Gordian Knot: Keith Tyson. The Australian Tapestry Workshop


An Artshub article about the creation of Gordian Knot at ATW. The artist was Turner Prize winner Keith Tyson and this was the first time he had worked with tapestry. The weavers worked on a range of samples using some experimental weaving techniques to show the artist an indication of the different ways his initial design ideas could be realised in tapestry. The information that Tyson gathered on this first visit was instrumental in the final design he created. Tyson said: ‘I do not see this as simply a

diffusion of my painting but a new way of making an object in its own right..'. Read the article here <https://tinyurl.com/ycgtrbr6>.

### **Barbara Burns. Cutting Off Samson's Revenge**

A video of Barbara Burns cutting off the finished weaving for Samson's Revenge. When finished this will be her second woven and wearable corset, her first one being the beautiful Little Devil Corset. She now has to sew all the sections together as well as sewing in all the warp ends and then make a lining to act as a support structure. Link to the video here <https://tinyurl.com/ycdhuajr>.

### **Book Review: Hannah Ryggen: Threads of Defiance**



Hannah Ryggen: Threads of Defiance by Marit Paasche is published by Thames and Hudson. A recent review by Sally Reckert of this book about the Swedish/Norwegian tapestry weaver has been posted in May in the Norwegian Textile Newsletter. "Hannah Ryggen made radical political statements against Fascism and Nazism before and during the Second World War. Using primary sources, Ryggen expert Marit Paasche brings us a much fuller knowledge of the artist, weaving her life and work into a story that illuminates not only the artist herself, but also 20th-century art history in general." Read the review here <https://tinyurl.com/y9gevjin>.

### **Upcoming Book: The Nature of Things**

Due for publication by The University of North Georgia (UNG) Press in September 2020 is The Nature of Things: Essays of a Tapestry Weaver by Tommye McClure Scanlin. This debut work contains fourteen collected essays which explore life, art, and finding meaning through nature in Appalachia. She also shares the lessons she has learned from other artists, including Lillian E. Smith, Mary Frances Davidson, Archie Brennan, and Susan Martin Maffei. More information here <https://tinyurl.com/y988t5gl>.

### **Textile Gallery: Living Local: Cutting Off Video**

---

This month we feature a Fabric of the North video of the cutting off a tapestry woven by The Weaving Children (Darlington young carers, Syrian and Iraqi refugee children), Leslie Fox, Sally Reckert and Jane Riley. This project benefitted from the 2019 weaversbazaar sponsorship programme.

Connect to their page with more information and the video here <https://tinyurl.com/y9ozyv49>

Project enabled by sponsorship from weaversbazaar, Humankind Charity, The Refugee Council and The Stronger Communities Fund NYCC.

### **Stop press:**

---

Two light-hearted ideas for lockdown spotted on the website of the Weavers and Spinners Society of Austin <https://wssaustin.org/> to compensate for not being able to meet in person. One was sharing a Zoom picnic with all their favourite foods and the other was yarn bombing their gardens and sharing the photos, and hopefully also bringing a smile to any passers-by! We would love to hear any ideas that you or any groups you belong to may have come up with to ease lockdown. These can be sent to [info@weaversbazaar.com](mailto:info@weaversbazaar.com)

*Stay Safe and Happy Making!*