

## weaversbazaar news

---

"Hope" is the thing with feathers  
That perches in the soul -  
And sings the tune without the words -  
And never stops - at all  
By Emily Dickinson



### Welcome to the January newsletter.

With these four lines from Emily Dickinson I would like to thank everyone, be you customer, supporter or one of the lovely group of people who has helped out this year, you have all contributed to keeping weaversbazaar going in 2020, and in return I send you a little warmth and hope for 2021. The full poem can be read [here](#).

### Coloured Yarn Range

Although there are no new colours this month we have filled some gaps in our range and so there is now a Terracotta collection in medium yarn in the tonal collections page of the [website](#), Mantis 4, Viridis 4 and Aqua 4 are now available in medium and Scarlet 3 and Cinnabar 2 are available in fine yarn.

### Knowledge Zone



To make it easier to find the technical details of our yarns there are now Product Information pages in the [Knowledge Zone](#) which cover all the yarns and fibres we supply. We have also put the charts that show which yarns are in stock and how they map to the colour tool into the Yarn Product Information page. (Photo by Lex McKee)

Over the next few months we will be refreshing what else is available under the knowledge zone so if there is something you would particularly like to see please let us know at [Info@weaversbazaar.com](mailto:Info@weaversbazaar.com)

### Impact of Brexit on Packages to Europe

UPS, one of the couriers we regularly use, has temporarily stopped handling all packages from the UK as they have a build-up of packages without the correct paperwork. However we have other options and have switched to Fed-EX and all seems fine so purchases can be made with confidence that they will get to you and we will continue to review the situation.

### Sponsorship 2021

The deadline for submitting an application for the 2021 sponsorship programme is January 31<sup>st</sup>. In the scheme we donate materials, support or small amounts of funding to selected projects which align with the following criteria

- engage a community to actively participate in weaving,
- support the development of novice weavers, or
- actively and practically bring weaving to a new group of people

There is a short form to complete to be considered for sponsorship which can be found [here](#) (under the sponsorship heading) previous projects supported by the scheme can also be seen here. We will announce selected projects in the February newsletter. If you have any questions on the scheme please email [info@weaversbazaar.com](mailto:info@weaversbazaar.com).

### Online courses from weaversbazaar in 2021

A reminder that we are offering two online courses in 2021.

**Tree Weaving Workshop by Zoom taught by Jackie Bennett** – this course has been modified to run as two x 2 hour live sessions separated by a week. Having a kit of materials to support the course is now also an optional extra rather than part of the course so if you don't need the kit you can use your own equipment and materials. The next first part of the course will run in March on the 13<sup>th</sup> and the second on March 20<sup>th</sup> both at 2.00pm GMT (6.00am PST, 9.00am EST) and can be booked [here](#)

**Margaret Jones' Pod Weaving Course** - The Pod Weaving Course by video is now available. It can be booked online [here](#) and then students will receive an email with a link to the video and the additional materials. This course will remain available to students for at least 2 years to dip back into at will.

### weaversbazaar's website Poll: Weavers' Marks

---



The final results of December's poll (see below) on how we organise our yarns make it clear that although there is quite a range of solutions there are some clear favourites for organising your yarn stash. Grouping by colour or colour family came out as most popular with fibre type in second place. There was also a significant number of people that group by weight or thickness followed not far behind by grouping by project with the other options with few supporters.

*How do you organise your yarns?*

*Grouped by fibre type 30.8%*

*Grouped by colour or colour family 41.0%*

*Grouped by projects 11.1%*

*Grouped by purchase/acquisition 0.9%*

*Grouped by quality or weight / thickness of yarn 12.8%*

*Grouped by how much I like the yarn 2.6%*

*Ungrouped or randomly grouped 0.9%*

This month the topic for the poll was inspired by the video and articles below which focussed on wedge weaving so the new poll has a theme of which weaving techniques do we use?

The poll is on the home page as usual at <https://tinyurl.com/mbay9mk>.

Thank you all very much for your valuable feedback on the content of the newsletter. If you have any further thoughts on any of the topics we cover we would love to receive your feedback at [info@weaversbazaar.com](mailto:info@weaversbazaar.com).

## Courses and Events

---

As some physically present courses and events are beginning to be advertised in some places but due to the changing situation others continue to be virtual, at least for the time being, we will continue to highlight and include here both types of courses and events - those which are only virtual and any that are available to attend once again in person.

### **ATA American Tapestry Biennial 13. 21 January – 27 March 2021. Falmouth MA, USA.**



ATA is delighted to finally announce the opening of American Tapestry Biennial on 21 January at Highfield Hall and Gardens in Falmouth, MA. Last year we experienced a lot of changes. One was the rescheduling of the premier exhibit of tapestries that ATA continues to organize. Highfield Hall opens 2021 with the American Tapestry Biennial 13, an international juried exhibition featuring 35 tapestries from around the world. This will be Highfield's first exhibition featuring the finest contemporary tapestry weaving. More information available here <https://tinyurl.com/y4ewfck3>. See the exhibition there before it travels to the San Jose Museum of Quilts and Textiles.

### **ATA Small Tapestry International 7: Elements: 14 March – 13 June 2021, St Paul MN, USA**



ATA is pleased to partner with the American Association of Woodturners Gallery of Wood Art.

This year's exhibition focuses on the theme of Elements. The show opens at the Gallery of Wood Art in St. Paul, Minnesota and then travels to the Lincoln City Cultural Center in Lincoln City, Oregon (dates TBD). More information available here <https://tinyurl.com/yba6nvfw>.

### **Atelier Weftfaced: Online courses – Blending and Hatching: 23 January 2021, Petworth, UK**

In this online blending and hatching workshop via Zoom participants can explore the wonders of colour theory and blending for tapestry weaving. In part one students will explore blending techniques and splicing threads together. In part two students can explore hatching. These beautiful weaving techniques allow you to create the most subtle of transitions of colour. The blending technique can be used with hatching, which allows you to change colour from left to right of your tapestry. More details available here <https://tinyurl.com/yxh8r9x7>.


Caron Penney of Atelier Weftfaced will also be teaching Tapestry Art online for Morley College starting on Saturday 6th February and running until Saturday 13th March (6 days). To book email [@morleycollege](mailto:@morleycollege) or via contact page here <https://tinyurl.com/y6y4woei> or call Morley College on +44 (0)20 7450 1889 as this is not showing on the website.

### **Symbiosis and Coexistence: 11th "from Lausanne to Beijing" International Fiber Art Biennial: Online Exhibition, 16 January – 16 February 2021**




On January 16, 2021, the 11th "From Lausanne to Beijing" International Fiber Art Biennale opened online. The exhibition is jointly hosted by the Academy of Arts & Design, Tsinghua University and the China National Arts and Crafts Society. Over 300 works of fiber art by artists from five continents are featured in this Biennale. They will be available for online viewing to audiences across the globe through to February 16. You can read a press release with more information about the exhibition here <https://tinyurl.com/yxp8j8hn>. The online exhibition can be navigated via the interactive website which you can enter here <https://tinyurl.com/y4dt2ok8>. There is a video and then you can choose how you view the exhibits by selecting either artists or regions and navigating by the use of arrows or swiping. You can change preference by using the Back and Menu buttons.


**New Bedford Art Museum/ArtWorks! (NBAM): Excellence in Fibers VI. Online until 28 March 2021**

 Fiber Art Network/Fiber Art Now and New Bedford Art Museum/ArtWorks! (NBAM) present Excellence in Fibers VI, an online exhibition available until 28 March 2021. The exhibition is organised into five categories: Installation; Sculptural; Vessels; Wall & Floor; and Wearables. Each category lists the artists included and individual pieces can be viewed and explored in more detail by using the left and right arrows to navigate through the artwork and then read more about the inspiration for each piece and the variety of techniques and materials employed. Click on individual images to enlarge them. View the exhibition here <https://tinyurl.com/y2263kpa>.


**Dovecot: Alan Davie: 100 Years of Magic. Online Talk 4 Feb 2021 17:00 - 18:00 GMT, Edinburgh, USA**

 Celebrating the artist's centenary, curator Siobhan McLaughlin and academic and curator Andrew Patrizio delve into Davie's work and discuss the legacy of one of the most important Scottish artists of the 20th century. This online talk relates to an exhibition at Dovecot Studios, Alan Davie: Beginning of a far-off World which has been postponed. More information and tickets for the talk available here <https://tinyurl.com/yxax9k3g>.

**Dovecot: Curator's Talk: Archie Brennan & Pop Art Tapestry: Online Talk 24 Mar 2021 17:00 - 18:00 GMT, Edinburgh, Scotland**


 Archie Brennan is regarded as a master of modern tapestry. Join curators Kate Grenyer (Dovecot Studios) and Lisa Mason (National Museums Scotland) as they chart his fascinating life and career. As well as the online talk there is an associated exhibition Archie Brennan: Tapestry Goes Pop! currently scheduled for 26 March to 26 June 2021 at Dovecot Studios, Edinburgh. More information and tickets for both the talk and exhibition available here <https://tinyurl.com/y2x3wvwx>.

**Artapestry6 News: ArtCenter Silkeborg Bad, Denmark**


 The exhibition which was due to open at the ArtCenter Silkeborg Bad has been postponed because of the current situation however the online catalogue will be available here <https://tinyurl.com/y5jpqx8h> from 6 February 2021. News updates on this and the other venues planned will be posted here <https://tinyurl.com/yvznyxpx>.

## Opportunities and scholarships

**British Tapestry Group BTG – Threads in Sheds 2021 - 2022: Members Call for Entries. Submission deadline 1 March 2021**

 The BTG has just sent out a reminder for those members who wish to participate in Threads in Sheds that it is now time to send in submission entries, ready for the selection process to take place. The exhibition team have been busy in the background and have announced that the exhibition will be shown at Whitchurch Silk Mill, Hampshire UK and then transfer to Farfield Mill, Cumbria UK in 2022. More venues may follow. Email [exhibition@thebritishtapestrygroup.co.uk](mailto:exhibition@thebritishtapestrygroup.co.uk) with any questions you might have.

**American Tapestry Alliance ATA – heARTscapes: 2021 Postcard Exchange: Members Call for Registration opens on 14 February 2021.**

 heARTscapes is the theme for this year's tapestry postcard exchange between members and ATA invites participants to connect with one another by weaving messages of care, hope, and inspiration during our time of social distancing. Entrants will be randomly paired and will be able

to exchange communication with each other in order to design a special tapestry postcard that they will send to their partner. Registration opens on 14 February, 2021. More details and information at <https://tinyurl.com/yyabqkam>.

## Coffee Break: Damascus Fiber Arts School: Summer Lecture Tour 2020 videos – Wedge Weaving

---



Damascus Fiber Arts School has made available on its webpage <https://tinyurl.com/yyvd3r7g> links to the videos of all twelve lectures from its Summer Lecture Tour 2020. All twelve are well worth watching. The first lecture features Terry Olson who goes into the “Wacky Ways of Wedge Weaving” a Webinar covering the techniques of wedge weaving, the different weavers who are known for their use of this technique, and the different ways that they use wedge weaving to make very distinctive tapestries. Watch the video here <https://tinyurl.com/y4pvwo2e> which also includes a section on “How to” and a Q & A session as well as a page of links to artist websites and other resources on wedge weaving including two specific issues of ATA’s Tapestry Topics, Winter 2011 Vol 37 no. 4 and Fall 2015 Vol 41 No. 3 both of which are available for download even to non members here <https://tinyurl.com/yysok9ms> and a paper by Connie Lippert titled “Contemporary Interpretation of an Unusual Navajo Weaving Technique” <https://tinyurl.com/y5q676c6> which has very clear instructions on how to wedge weave for those who would like to try it out. Some of the other artists highlighted in the lecture include Connie Lippert <https://tinyurl.com/y28w95cx>, Deborah Corsini <https://tinyurl.com/y3xrbu9k> and Ruth Manning <https://tinyurl.com/y6mya57h> amongst others. See also Michael Rohde who is this month’s Artist in Profile below.

## Bonus Coffee Break: Damascus Fiber Arts School: Summer Lecture Tour 2020 videos Mounting Small Tapestries

---



Another of the Damascus Fiber Arts webinar videos. This one is called Little Weavings, Big Impact with Molly Elkind which is about the different ways of mounting small tapestries including the advantages of doing so and when it is appropriate and when not. Molly goes on to talk about three different ways of mounting pieces in detail with examples. Finally, there is a Q and A session. Watch the video here <https://tinyurl.com/y3jwe8cc>.

## Artist Profile: Michael Rohde

---



Michael Rohde has been weaving since 1973. Based in California his activities include lectures, workshop teaching, juror, exhibition organizer and he has exhibited in many local, national and international shows. You can see a selection of his very recognisable pieces on his BTG showcase page here <https://tinyurl.com/yyjbvgmx> where Michael comments that “working in the medium of woven textiles, I use my tools to observe and comment on what I see. By employing simple, iconic geometry and strong colours, there is room left to contemplate what is not there and not explicitly stated”. You can also link to his website here <https://tinyurl.com/yyxfapzv> where under the Portfolio heading you can explore pages of his beautiful tapestries in many of which he uses natural dyes.



## Found on the Web

---

### Cité Internationale de la Tapisserie Aubusson: Hayao Miyazaki Tapestries Project



Launched in October 2020 this project consists of the creation of 5 monumental tapestries from images from films by Hayao Miyazaki. This Project will be a partnership between the Cité Internationale de la Tapisserie and Studio Ghibli. The tapestries will be woven in the private “ateliers” of the Aubusson region. Watch the video here <https://tinyurl.com/y4owu8hh> which shows how Delphine Mangeret, cartoon painter, prepares the cartoon for the first tapestry (5m by 4.6m) of an image taken from the film Princess Mononoké. She talks about making the cartoon and preparing the materials which will be necessary both by working with Aubusson’s professional dyer to achieve the required colours and selecting the correct materials to achieve the variety of textures needed and the video provides a great insight into the preparation process for such a large project. The commentary is voiced in French with English subtitles.

### Dovecot Studios: JMW Turner - Rethinking and Reimagining the work of one of Britain’s most celebrated artists



Sea View 2021 is a new tapestry by Dovecot Studios inspired by the work of Romantic British painter, Joseph Mallard William Turner (1775-1851). This new work is an interpretation of a watercolour by the artist, also titled Sea View, held in the collection of the National Galleries of Scotland. Sea View marks the final piece created as part of Elaine Wilson’s three-year apprenticeship at Dovecot Studios. Read and see more about the interpretation of Turner’s painterly approach into tapestry here <https://tinyurl.com/y5pknazv>.

### TextielMuseum Netherlands: Tapestry collection online

The TextielMuseum collection in the Netherlands can be searched by technique in order to see the tapestries contained in the collection. The relevant pages are available here <https://tinyurl.com/y6yrc6zu> and when opened a choice can be made to translate headings and detailed information into English. Clicking on the image of an individual tapestry takes you to a larger image with full detail about the piece.

### Australian Tapestry Workshop: Online Studio Visit: Naolmi Hobson



Hear ATW collaborator, Kaantju/Umpila artist Naomi Hobson speaks about her creative practice and what inspires her from her studio in Coen, Far North Queensland here <https://tinyurl.com/y3j27lxg> you can also see an image of 'The Royal Harvest' tapestry in progress which was designed by Hobson and is destined for the Australian Embassy to Indonesia, Jakarta. Naomi Hobson is well known for her vibrant abstract compositions, that are inspired by her culture and the vast traditional lands of her ancestors that surround her hometown of Coen, in Far North Queensland.

## A Day in the Weave of ..... Michael Crompton

---

Continuing our new feature this month we are privileged to have an insight into the creative practice and weaving life of Michael Crompton. So here in his own words and images is “A Day in the Weave of ..... Michael Crompton”.

Every day I attempt to be creative in some way or another.


I am a morning person and starting early is important to me. I respond well to starting the day tapestry

weaving. Sitting in front of my loom I spend a little time preparing myself, both physically and mentally. I think through the previous days effort and consider how to proceed and organise my yarns, wind the bobbins and ensure my tools are close at hand. Only then will I start and soon I find myself in a “bubble”, only aware of the aims, concepts and objectives of the tapestry. I seek to weave with both rhythm and accuracy, responding to my desire to change weave, colour and effects. Natural daylight is crucial and I do not weave, select colour or paint under artificial light.



#### *Michael in his Studio*

Midmorning sees a break, to check on emails, to go shopping, to complete daily tasks, and to embark on household chores. When using the computer, I often spend time researching on the Internet areas to extend my themes and ideas. Seeing how other artists, poets, writers and musicians have been motivated by similar thoughts is vital. I do not see these as “recipes” but aim to understand the essence of their excitement. I write prose and prose poems; I include quotations and thoughts along with any other details in my sketch books.



*Pale Moon Rising 3*

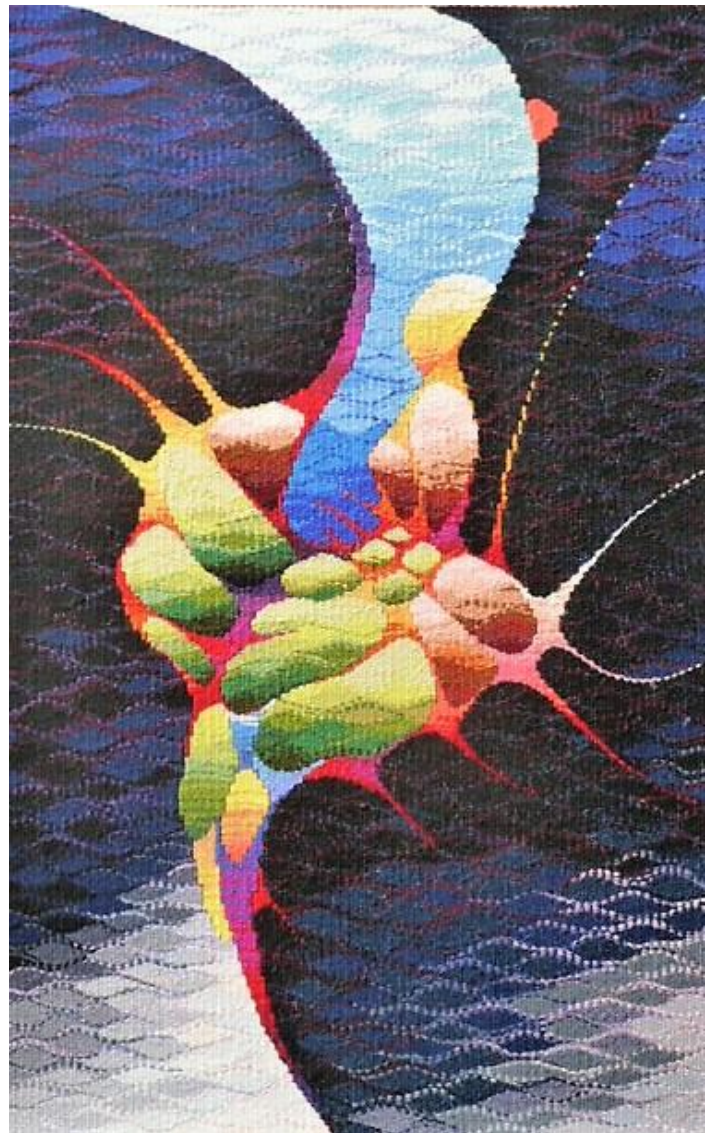




*Sun has dipped below the Horizon. The Moon ascends*

materials, pattern and texture as do the curving lines of distant hills and horizons. I record in photographs, collections and sketch book drawings, thus creating a vocabulary I can use in future designs. At certain times of the year from my studio I can hear the honking calls of the wild geese, the piercing cries of the Oyster Catchers as they leave the coast at high tide to fly over to the flood plains.

Before and after a lunch break I draw and paint, exploring and experimenting with shapes and forms, colour and texture. Living by the coast and with fine views across the Bay to the South Lakeland fells the natural world and the effects of the Sun and Moon have long been a valuable source of inspiration. I find time to exercise along the coast line and observe the passage of time, the changing seasons and the migration of birds. Found objects on the shore offer



*Triumph of Light over Darkness 2019*

The afternoon and evenings are spent following up on what was started in the morning. It is a time for “creative play”, of experimenting with materials and ideas. I do set myself daily targets which I aim to complete. With my studio part of our home, I look often at an ongoing tapestry or paintings. I see my textile journey all the time for our walls are filled with earlier tapestries and paintings. They are my stepping stones for future ideas.



Not all days follow this routine for we enjoy travelling far and wide, to the high places of the Himalayas and the deserts of Africa and jungles of India. To experience the “tingle zone” is where the physical and spiritual world’s meet has stimulated my thoughts for decades. I always travel with sketch book and water colour paints and record the many aspects of the journey.

My day does not begin and end, for my days are “round”

## Textile Gallery

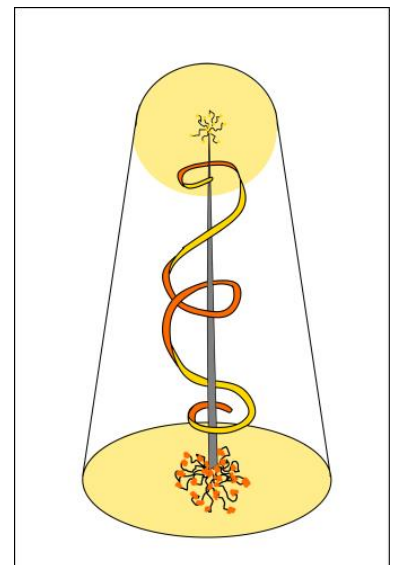
---

Please carry on sending us images of your work so that we can share them here with our readers.

This month we have an intriguing and evocative piece by Eleonora Budden called “Energy”.

In the Making of Energy she describes where her inspiration for this piece came from.

“It was winter, and sunshine was scarce. I was doodling, dreaming of the energy produced by the sun and then lightning struck (well, not literally!).



So, I had this idea of a lightning rod that caught the energy and brought it down to earth. Once I had sketched out this little drawing, which I simply called “Lightning Rod”, I was filled with energy and launched into constructing the small tapestry which I then named “Energy”.”

Woven on its side; cotton warp at 6 wpi; wool weft, mercerised cotton, aluminium wire, and a corset stay; 26 x 26 x 5 cm.



Stop press:

---

## Le Bain

At this time of the year nothing is better for soothing those tired muscles after hours of tapestry weaving than a lovely hot bath so when I saw this very short video of the installation of “Le Bain” at Cité Internationale de la Tapisserie Aubusson I couldn’t help thinking it would be a tapestry weaver’s dream come true, although you would need to watch out for the spikes!

Watch the video here <https://tinyurl.com/yxh4ykl5>

If you have any questions that you would like us to address in the newsletter these can be sent to [info@weaversbazaar.com](mailto:info@weaversbazaar.com)

*Stay Safe and Happy Making!*