

weaversbazaar

Newsletter

August 2023

Hello and Welcome to our August Newsletter

INSIDE

weaversbazaar News

Artist Profile

The artist profiled is
Lucy Sugden

A Day in the Weave of...

This month our Day in the
Weave of features Jackie
Bennett

Coffee Break

A fascinating video with
a detective story

Textile Gallery

We have an image and
details of the latest
work from Margaret
Jones

Product News and Offers

Small tubes of Liina warp. We are very pleased to be able to say we have the 250g tubes of the gorgeous Liina warp back in stock in 18, 15, 12, 9 and 6 ply. We don't have huge stocks so if you have been waiting for them to be reappear go to [this page](#) on the website as soon as you can. We also have larger stocks of the 500g tubes of these warps as well.



Standard Tapestry Frames



If you are on the lookout for a bargain, we have a small number of preloved standard frames available for the discounted price of £28.00 each – a saving of £7.00. They have been used but are all in very good condition still. You will find these particular frames in the Special Offers section of the website by clicking [here](#).

Accessories Sale

Also in the Special Offers section of the website are the remaining stocks of accessory items. We started selling these during the pandemic when it was difficult to get to shops to buy these kinds of small, useful things. We have small amounts of left and we would like to see them all rehomed in order to make space for... you guessed it – more yarn! Hence the 20% discount on all accessories. So do have a look through and see if there is anything you need. Here are images a few more items available and they can all be found [here](#).



Contact Us



Navy Felt



Hook and Loop Tape



Cotton Threads

Special Pop-Up Shops to Note

Margaret Jones, Fernhurst, Sussex, UK

Margaret Jones will be holding another **pop-up shop** for weaversbazaar at her home (15 Old Glebe, Fernhurst, GU27 3HS in the UK) on **Saturday 2 September 2023** from 11.00am to 2.00pm. You can contact Margaret via her website at <https://tinyurl.com/yx5bw8kd>. Look at all the lovely colours she has available to choose from.



Anna Wetherall, Sedbergh, Cumbria, UK

Anna will have a Pop-Up Shop with her in Sedbergh from 4th to 8th September. Please contact Anna by email (annawtapestry@btinternet.com) for further information and to make arrangements to visit the pop-up shop.

Website Poll

Our August Poll question was "Have you ever cut a tapestry up to make it into something else or used a tapestry for something other than a piece of art?"

This might seem like a rather shocking question for our poll but bear in mind that historically cutting up a tapestry was not really that unusual, we have probably all visited stately homes or grand houses where this has happened to whole sets of tapestry to make them fit a new space or more affordable to buy as pieces.

From the results of the poll below more than 30% of us have said "No I wouldn't or haven't" to cutting up a tapestry. So unsurprisingly only a very small percentage confess to having ever cut up a tapestry to fit to size. But it is interesting to see the additional uses made of tapestry beyond wall art, with a lot of people incorporating tapestry into clothing, fashion accessories and jewellery. But we would really like to know though what else has been done to a Tapestry by the 9% who said they have done something else with it! Do let us know please.

RESULTS

No, I would never cut up a tapestry	16.1%
No, I have never made a Tapestry for anything other than a piece of art	14.5%

I have cut a tapestry to size to fit a purpose	3.2%
I have used tapestry as upholstery	6.5%
I have used Tapestry as soft furnishings (curtains, cushions etc.)	9.7%
I have used Tapestry as a rug	4.8%
I have used Tapestry incorporated into clothing	12.9%
I have used Tapestry as a fashion accessory (e.g. bag)	9.7%
I have used Tapestry for making jewellery or gifts	12.9%
I have done something else with a Tapestry not mentioned above	9.7%

As usual next month's poll is on the weaversbazaar website [Home](#) page and asks about which social media you are most likely to use to look at tapestries or support your own work? This poll arises from the very recent changes to several social media channels and the new ones that keep popping up. We will look at the results in September's newsletter.



Contact Us

In the meantime, please keep sending us images of creations made you're your tapestries or your woven diaries and tapdoodles.



123freevector.com

Techniques and Troubleshooting

This section focuses on techniques and troubleshooting ideas to address common problems.

In our recent newsletter survey, lots of respondents provided great feedback particularly in the comments section of questions. One of the themes that kept popping up throughout the survey was the desire for more information about Tapestry Techniques and how to troubleshoot when things don't work as they should. So, we thought we would introduce a new newsletter section where we would focus on these areas by highlighting helpful resources and courses available that deal with specific techniques and problems.

Q & A Corner

"Have You Seen This Tapestry?"

In June we asked this question as Lin had her tapestry "Cliff" stolen whilst it was on display in an exhibition in Brighton, UK.

Since then, we have found a variety of interesting information relating to missing tapestries which we thought we would share. Matty (Smith) reminded us that the February 2014 weaversbazaar newsletter highlighted a 1981 exhibition by the Scottish Tapestry Artists Group that was touring Britain when almost the entire exhibition was stolen from a gallery in Covent Garden, including the lovely "Time and Tides" by the late tapestry artist Leila Thomson, see the image and the comment she posted at <https://tinyurl.com/yc2u4cyk>.

A little further research came up with several other cases of tapestries and similar textile works

This month we will highlight a problem that most weavers experience at some time - maintaining straight selvedge. How to stop the left, right or both edges pulling in.

Below are two useful articles about the best ways to deal with this.

The first is from Rebecca Mezoff's blog titled "Avoiding Draw-in: Keeping your Selvedge's Straight(er)" which you can read at <https://tinyurl.com/29btv7zk>.

The second is from Warped Fibers and is titled "Straight Selvedges: A Guide to Minimizing Warp Pull-In" and includes tricks you can use both for tapestry weaving and cloth weaving. Find the article at <https://tinyurl.com/y5vz3ue9>.



Contact Us

of art being stolen or misappropriated when on display, some of these were subsequently found and returned whilst others have not been seen again.

Six Flemish tapestries taken from the church of Santo Domingo in the town of Castrojeriz in northern Spain, in the early hours of 7 November 1980 were subsequently recovered by Interpol but without the lower lefthand section of "The Apotheosis of the Arts" depicting a cherub, this had been feared lost but was recently found and returned. Read the full article at <https://tinyurl.com/3dsk68zz>.

One of the 160 panels of "The Great Tapestry of Scotland" (an embroidered work) was stolen whilst on display at Kirkcaldy and was painstakingly recreated. Read the full article at <https://tinyurl.com/4vct2j25>.

Another embroidered work "The Scottish Diaspora Tapestry" had a piece stolen from an exhibition in Edinburgh but this was later found. Read about it at <https://tinyurl.com/224z97h3>.

A 16th century tapestry which was stolen in 1979 from the Church of St. Vincent de Roda in ISAB in Aragon was subsequently tracked to Texas by U.S. Customs police and handed back to the Spanish authorities. Read about it at <https://tinyurl.com/44mtvzrd>

Although not about a stolen item we have a fascinating Coffee Break this month about an important tapestry that went missing for many years and how it was eventually found - see below for the full story.

...and now for something completely different

Embroidery Expert Tanya Bentham Showcases her Replica Medieval Costumes at Ilkley Manor House Fashion Show

Read this very interesting article about the Fashion Show with replica medieval costumes created by renowned expert Tanya Bentham, which gives a fascinating glimpse into the lives of our ancestors. What they wore tells us much about what they did on ordinary days, and what mattered to them on special days. Tanya gathers information about costume from many sources including



surviving medieval tapestries. You can read the full article at <https://tinyurl.com/2p8vfy8v>.

Opportunities and Scholarships

American Tapestry Alliance ATA: Beyond: Tapestry Expanded. Call for submissions 1 September - 15 October 2023


ATA has announced the call for entries for their newest exhibition. Using the definition of tapestry as a nonfunctional, handwoven pictorial structure, artists are invited to submit work that explores and pushes this definition. The deadline to submit entries is 15 October 2023. Full details can be found at <https://tinyurl.com/4jrn7yuh> where there are links for further information.

Heallreaf 5: Summer 2024 - Spring 2025. Submission Deadline 1 March 2024

Heallreaf 5, a dedicated international biennial exhibition just for Tapestry Weaving, will take place in four different venues in 2024 - 2025. Full details can be found at <https://tinyurl.com/2746zvsh> where you can also find links to download the full "Call out" information as well as an application form. The deadline to submit entries is 1 March 2024.

Courses and Events


Smithsonian Associates: Tapestry Weaving Online Course. 10 October - 5 December 2023. USA

 The instructor for this course of 8 weekly sessions on Zoom is Tea Okropiridze who will cover a variety of techniques during the course. Previous experience is not necessary. Full details available at <https://tinyurl.com/2dyfdfaa>.


Tapestry Weaving, Naturally: 25 September 2023. Winnipeg, Canada.

A class suitable for beginners, led by Maureen of Wool Mountain which will use only naturally dyed yarn. Read more about the event at <https://tinyurl.com/2p9e4j44> where you can also book.


Whitchurch Silk Mill: Earth Threads Exhibition - British Tapestry Group South East. 9 September - 28 November 2023. Whitchurch, UK

 Earth Threads is a touring exhibition, starting at the historic Whitchurch Silk Mill in September 2023 and continuing to the Sunbury Embroidery Gallery in 2024. The exhibition will reflect the heritage and tradition of weaving and will raise awareness of the range and potential of weft-faced tapestry weaving as a form of artistic expression. It will show how woven tapestries can be both beautiful and thought-provoking. You can find all the details at <https://tinyurl.com/sf6jaamc>.

Heritage Open Day: Unwrapping Quarry Bank Mill. 16 - 17 September 2023. Wilmslow, UK

 Unwrap Quarry Bank's creativity, past and present, with a pop-up display showcasing the artistic and creative enterprises of the Greg family and their modern-day counterparts; our staff and volunteers looking after Quarry Bank today. Read more at <https://tinyurl.com/34exey9t>.

Heritage Open Day: Bucks Guild of Weavers, Spinners, and Dyers. 17 September 2023. Aylesbury, UK

 Try your hand at spinning, weaving, natural dyeing and braiding at this Guild Open Day and find out about the history of our heritage crafts. Read more at <https://tinyurl.com/ypnrswf9>.

Heritage Open Day: Camphill MK Communities. 14 September 2023. Milton Keynes, UK



Camphill MK Communities offer supported living for 70 adults with learning difficulties and autism. They support a number of workshops including a weavery, ceramics studio and bakery. They would like to invite you to take a tour of their community. Read more at <https://tinyurl.com/3vea44p4> and please note it is essential to prebook.

Tapestry Together 27 - Weaving Small. 6th September, online 7-8pm BST

An online Tapestry discussion group led by Nearly Wild Weaving. In this session they will explore the benefits of weaving small, as well as discuss what challenges they have encountered and how they have got round them. More details at <https://tinyurl.com/y3yh9w3y>

Coffee Break



The Mystery of the Missing Swans and Maidens: A Frida Hansen Tapestry Tale with Robbie LaFleur

This month for our coffee break we have a fascinating video from Vesterheim Museum of a webinar with Robbie LaFleur and the intriguing detective story of how she was able to track down, with the assistance of others, Sørøver (Southward), a tapestry of swans and maidens with shimmering threads from the famous Art Nouveau artist Frida Hansen. Watch the video at <https://tinyurl.com/3a696ksu> and also read an article from the Norwegian Textile Letter that Robbie wrote about her quest to track down the tapestry and its success at <https://tinyurl.com/ye23svw8>.

Found on the Web

Grayson Perry on Popularity, Pottery and Class: 'I still enjoy looking for discomfort in the faces of the overeducated'



An entertaining article from the Independent about Grayson Perry's retrospective 'Smash Hits' currently at the National Galleries of Scotland (Royal Scottish Academy). There are many quotes from the artist about his career and the

Artist Profile

Lucy Sugden

Lucy Sugden is a contemporary tapestry weaver who became interested in the visual effects of water and light reflection when she was studying for her degree. Looking for an alternative material to weave with rather than traditional wool and

A stylized, handwritten signature of 'Lucy Sugden' in a teal color, matching the 'Coffee Break' section header.

art world in general. Read the article at <https://tinyurl.com/5e58aupf>.

Making Cloth from Tree Bark with Ainu in Japan



A short video from "Life Where I'm From" about the traditional skills that the Ainu use to make cloth from tree bark and how they are making sure that those skills are passed on. Watch the video at <https://tinyurl.com/yr6uwf6p>.

The Dovecot Tapestry Studio: Alberta Whittle: Entanglement is More Than Blood



The Scotland + Venice Tapestry has an unconventional shape, following the outline of Whittle's design rather than traditional right angles. It also incorporates many interesting materials and symbols. Read more at <https://tinyurl.com/2p83hs9d>.

West Dean Tapestry Studio Works on Eva Rothschild Commission

A stunning tapestry, designed by Eva Rothschild for Sadler Wells East was recently completed in the West Dean Tapestry Studio. This is one of two tapestries commissioned for the new Sadlers Wells East. Read more at <https://tinyurl.com/5x824m72>.

The Guardian: Restoration of 16th-century Derbyshire tapestries ends after 24 years



After a 24-year project, the National Trust has finally finished the restoration of a set of 16th-century tapestries at Hardwick Hall in Derbyshire, the longest such endeavour in its history. They are now all back in place, and you can read more at <https://tinyurl.com/59f7kzys>.

cotton she started to explore using monofilament, a fibre she still enjoys using, exploring the challenges of manipulating it with the tapestry process.

Watch a video interview about her work and her interesting choice of materials at <https://tinyurl.com/2dyxza7w>.

Her website can be found at <https://tinyurl.com/3mzt39ze> where there is another video as well as links to articles about her work. You can also see more of her work by clicking on the Gallery tab.

A Day in the Weave of Jackie Bennett

This month we are privileged to have an insight into the creative practice and weaving life of UK artist and educator Jackie Bennett. She explains how she became a tapestry weaver and her day-to-day activities. So here in her own words and lovely images is "A Day in the Weave of Jackie Bennett"

I discovered tapestry weaving on an Art and Design Foundation course at Hastings College. Not aware of where to pursue this passion further, I did an academic degree at the SOAS, London University. Later I found my way back into tapestry weaving via evening classes in Brighton (with Ananda King) and a Postgraduate Diploma at West Dean College, Chichester, in 1997.

My studio practise is very important to me, and I try to keep to a daily routine. I have a very small attic workspace where I do my admin and some design work in the mornings. Sometimes I also weave on a small frame or off-the-loom, just for fun. It's a nice light space for sewing in warp ends and planning workshops too. I regularly connect with other artists, on Zoom groups, for support and sharing ideas, as it can be a bit isolating working at home.

View from my workspace




Not many people see this workspace, as it is up a very narrow staircase, festooned with tubes and boxes that I store materials in and there's hardly any standing room. This is great as it's exclusively my space and consequentially not very tidy. I keep most of my teaching materials there, including tresses and

warps from weaversbazaar. I have a lovely view of a hill at the edge of the Downs, which is always an incentive to get to work in the morning.

Some days I teach one-to-one or small groups at my home or run larger workshops and attend artists' meetings elsewhere. If I'm not already out and about, I will take a stroll from home after lunch. I live in such a lovely part of the UK, in a small historic town, surrounded by the South Downs. Being out in fresh air always lifts my spirits and I try to connect with nature, even for a short time. My inspiration is all around me. Elements of the landscape often feature in my work, including trees and houses.

The walk will eventually lead to my studio, on the riverside in Lewes. I feel so lucky to have this space, which is not very glamorous, being in a soon-to-be demolished building on a run-down industrial estate. It is a



hive of artists, where I share a studio room with two other creative people and have a fantastic view of the river. We manage the building and garden between ourselves, so I am part of a very active community. There are many very talented and

interesting people.

Above all, it gets me out of the house every day with somewhere quiet to *At the Loom*


go and weave. I've been at the studio for six years now, but our time is limited, with a new development impending.



I like to celebrate texture and colour - which is

what weaving is so good at. The choice of yarns is paramount to what I am aiming to express, and I use a vast range of fibres. During the design process, I narrow down my focus to what is most important to me. To stick with a complicated design that can take months to complete, requires a very strong motive.

Triumph over Adversity



Due to health issues, well-being has become both a theme and priority in my work. I vary what I do, depending on how I feel. I need to be in a very patient mood to set up a big loom - it's quite a physically demanding job too. I have a large Ashford tapestry loom and three smaller ones, including a Mirrix. I prefer the simpler looms but sometimes I need the use of a roller, due to space restrictions. If I want an easier task, winding yarn onto spools can be just the thing. Thankfully the weaving process itself is very calming and mindful.



Maker Portrait

Currently, I am finishing some new work for exhibitions in the Autumn, including BTG Southeast's Earth Threads, at Whitchurch Silk Mill, in Hampshire. I've been working in three-dimensions as well as 2D. My theme is an exploration of the natural world and how humans relate to it. I am aiming to express movement and aliveness in the



weaving, by creating in a spontaneous and flowing way, which also evokes expressive dance. This is just the beginning of this exploration and I have made some time in my teaching and exhibiting schedule to keep going.

Dancing Fronds

You can find Jackie's website at <https://tinyurl.com/3ahvu8bx>.

{Editors Note: Thank you Jackie for giving us an insight into your creative activities and design processes and sharing your wonderful surroundings as well. No wonder you find it inspiring}.

Textile Gallery

Margaret Jones



This month we have the latest wonderful work from Margaret Jones. She says that she hasn't yet come up with a name for this piece, or a poem to go with it but hopes to do so soon. The piece is 4 epc, and where she is using Weaversbazaar yarn it is 5 strands of fine in the weft. "The very white area is Tencel. This piece follows on from The Alchemist's Dream which was in Heallreaf 4, (see image on the Heallreaf website at <https://tinyurl.com/yvhdkb87>) you can see the image of the 'net' structure from that tapestry is also in this one, this time in undyed yarn moving towards the vanishing point. The theme of both these tapestries echoes the quote from Hamlet 'There are more things in heaven and earth, Horatio, than are dreamt of in your philosophy' ". They are Margaret's first explorations of a surreal world of ambiguous images, primitive echoes, and ephemeral concepts.

Please do keep sending images of your work, complete or in progress, for us to share. Include some information about the piece such as materials and your inspiration, as well as something about you as the weaver/maker. Please also indicate that weaversbazaar has your permission to use the image in the Gallery.

Stop Press

Did you know?

If ...

- you are part of a group that would like to make a group purchase to save postage,
- you would rather pay by card over the phone,
- you would like an order sent ahead to where you are travelling to, so it doesn't have to go in your luggage,
- you would like to have a quote for an order including shipping before ordering, or
- you have a complex order that isn't easy to put through the website.

...then you can phone Lin on +44 780 160 7284 or email using the button below and she will be delighted to find a solution for you.



Contact Us

Happy Making from Everyone at weaversbazaar

